

UNICEF ANNUAL REPORT

2012

unite for
children

unicef 

Note on source information: Data in this report are drawn from the most recent available statistics from UNICEF and other United Nations agencies, annual reports prepared by UNICEF country offices and the Annual report of the Executive Director of UNICEF presented to the Executive Board, 18–21 June 2013.

Note on resources: All amounts are in US dollars unless otherwise specified.

For any corrigenda found subsequent to printing, please visit our website at www.unicef.org/publications.

UNICEF EXECUTIVE BOARD

UNICEF is governed by a 36-member Executive Board, an intergovernmental body that establishes policies, approves programmes and decides on administrative and financial plans and budgets. Members are elected by the United Nations Economic and Social Council for a three-year term. The Executive Board year runs from 1 January to 31 December.

OFFICERS FOR 2012

President:

H.E. Mr. John W. Ashe (Antigua and Barbuda)

Vice-Presidents:

H.E. Mrs. Byrganym Aitimova (Kazakhstan)

H.E. Mr. Macharia Kamau (Kenya)

Ms. Nina Nordström (Finland)

Ms. Karin Kaup (Estonia)

MEMBERS OF THE BOARD FOR 2012:

Albania, Antigua and Barbuda, Austria, Belarus, Canada, Cape Verde, China, Colombia, Congo, Cuba, El Salvador, Estonia, Finland, Gambia, Germany, Haiti, India, Indonesia, Japan, Kazakhstan, Kenya, Malawi, Namibia, Netherlands, Norway, Pakistan, Portugal, Qatar, Republic of Korea, Russian Federation, Somalia, Spain, Sweden, Tunisia, United Kingdom, United States.

Contents



Executive Director's
Foreword

ii



CHAPTER 1
A more equitable world
for children

iv



CHAPTER 2
Achieving results for
the most vulnerable

10



CHAPTER 3
Addressing challenges,
building resilience

18



CHAPTER 4
Strategic partnerships
for greater impact

22



CHAPTER 5
New strategies,
improved governance

30

Foreword

2012 was a year of recognizing results for children. As the Millennium Development Goals deadline approaches, we have cause to celebrate declining poverty rates, the near eradication of polio, increased immunizations, more girls attending school, improved access to clean water and nutrition, and more children surviving and thriving beyond their fifth birthdays than ever before.

But results are no excuse for rest. Too many children continue to struggle, clinging to the lowest rungs of the development ladder: a boy missing out on a vaccination because he lives in a remote, hard-to-reach community; a girl denied her rightful place in the classroom; parents trapped in conflict zones, desperate for food, water and medicine for their children; and millions of children socially excluded because of their gender or ethnicity, or because they have a disability.

These children must be reached. In 2012, we set out to reach more of them by targeting our programmes all the more on these children, streamlining our operations and harnessing innovations in order to deliver greater, more cost-effective results.

We celebrated the launch of *Committing to Child Survival: A Promise Renewed*, an exciting new chapter in the global movement to end preventable child deaths. By the end of 2012, 168 governments and more than 400 representatives from civil society and faith-based organizations pledged to redouble efforts to give every child the best possible start in life.

Humanitarian emergencies continued to dominate headlines – and much of our organization’s attention. In all, UNICEF and its partners responded to 286 humanitarian situations in 79 countries. For example, we provided almost 19 million people with access to clean water, and in the Sahel, treated more than 920,000 children under the age of five who were suffering from severe acute malnutrition.

To help the children and families caught up in the horrific conflict in the Syrian Arab Republic, UNICEF worked with partners there and in nearby countries to supply vaccines to more than 1.4 million children against measles, to deliver winter provisions, medicines and non-food items to more than 263,000 people, and to provide an uninterrupted education for some 79,000 affected children. This assistance included the growing number of refugees beyond the country’s borders.

We also brought increased accountability and transparency to our business functions by joining the International Aid Transparency Initiative and expanding public disclosure of internal audit reports, evaluations and country office annual reports.



After a thorough review of results achieved and a vigorous debate around future goals, we are finishing a new strategic plan for 2014–2017 that places equity for children at its centre. Our goal is to reach every child, everywhere, no matter how distant or remote, no matter what barriers stand in the way.

We will not reach this goal without your support. Despite these challenging economic times, you have given our work an unmistakably clear vote of confidence through increased financial support. Your dedication to UNICEF's mission is a critical investment in the future of the world's children. An investment we must make, for their sake and ours.

A handwritten signature in black ink, which appears to read "Anthony Lake". The signature is fluid and cursive.

Anthony Lake
Executive Director



A more equitable world for children

In 2012, UNICEF joined national governments and the broader international community to tackle the root causes of inequality. UNICEF implemented programmes that enabled children to realize their full potential and benefit from development.

The concerted effort by UNICEF and partners to reach the most vulnerable children is designed to improve upon already significant achievements. Under-five mortality continued its steady decline, falling from an estimated 12 million deaths in 1990 to 6.9 million deaths in 2011. Gender parity in primary education was reached in most parts of the world. And in 2012, the United Nations Secretary-General announced that targets of the Millennium Development Goals (MDGs) on reducing poverty and expanding access to safe sources of drinking water had been achieved.

Yet despite this good news, there is growing concern about national averages that mask inequalities. Reported results often rely on aggregated data that may hide stagnating progress or growing disparities within countries. Millions of children remain invisible and are not included in development markers.

Reaching such children is further complicated by increased urbanization, which leaves hundreds of millions of children cut off from vital services, by political volatility and region-wide transformations, by disasters with their accompanying humanitarian challenges, and by climate change with its ever-increasing threat to sustainability. Compounding these obstacles is continued global economic uncertainty.

Despite these seemingly insurmountable odds, UNICEF will not waver from its mandate to protect the rights of all children. In the push towards achieving the MDGs and shaping the post-2015 development agenda, equity remains at the centre of UNICEF's efforts for children.

In 2012, UNICEF consolidated strategies to serve those left behind and mitigate the forces that threaten human and economic development. UNICEF remained committed to implementing results-based approaches and determined to be more efficient, effective, transparent and accountable. Innovation propelled all aspects of UNICEF's efforts on behalf of all children and facilitated the achievement of equitable results.



Driving the equity agenda forward

From global partnerships to working with all levels of government to community interventions, reaching the most marginalized was the primary strategy for securing the rights of all children. UNICEF joined the Governments of Ethiopia, India and the United States to convene a landmark child survival conference in June. (See Panel 4 on page 26.)

UNICEF's work contributed to more than 18.8 million people in humanitarian situations around the globe gaining access to safe water for drinking, cooking and bathing. In Djibouti, as a result of UNICEF's work with the Government, more than 90,000 under-five children received measles vaccinations. A pioneering social media campaign brought together UNICEF National Committees and offices to raise awareness and much-needed funds for at-risk children and families in the Sahel region of Africa.

UNICEF used its place at high-level meetings to advocate for the inclusion of excluded populations. Led by Executive Director Anthony Lake, a UNICEF delegation attended the United Nations

Conference on Sustainable Development ('Rio+20') to press for development that is equitable, reaches the most marginalized children, and taps young people's energy and ideas for building a healthier and safer world.

UNICEF is co-leading 5 of 11 global thematic consultations on the post-2015 development agenda, focusing on conflict, disaster and violence; education; health; addressing inequalities; and water. The consultations, each led by two to three United Nations agencies, use innovative platforms to include diverse stakeholders in the debate. In several countries, UNICEF is also engaging in national-level consultations on priorities for an ambitious new development agenda, advocating for the inclusion of children, equity, sustainability and acceleration of progress on the MDGs.

UNICEF is committed to improving efficiency and avoiding duplication of services. To this end, in 2012, UNICEF was active in the United Nations Coherence and Delivering as One initiatives, in which UN partners work more closely together to increase effectiveness, efficiency and results. UNICEF welcomed the adoption by United Nations Member States in December 2012 of the quadrennial comprehensive policy review (QCPR) of operational activities for development of the United Nations System. The QCPR strengthens accountability through results-based management and clearer communication about what the United Nations has accomplished and how these results were achieved.

Collaboration with the World Bank helped UNICEF deliver on the promise of human and economic development. In 2012, education, health and social protection topped the list of joint endeavours, with an increase in activities around policy design and budgeting, water and sanitation, early childhood development, advocacy and technical assistance.

In 2012, UNICEF examined data from national household surveys and other sources, emphasizing the analysis of disaggregated data to reveal where disparities are hidden. Such evidence contributed to publications used by UNICEF country offices in their advocacy for children, including the flagship publications *The State of the World's Children 2012: Children in an urban world* and *Progress for Children: A report card on adolescents*.

Equitable strategies

From giving poor families modest stipends to cover the costs of food, health care or essential supplies to supporting programmes that help girls attend school, UNICEF was engaged in strategic investments.

Social protection, the use of income or in-kind support and programmes to provide access to health, education, nutrition and other services, was a crucial safety net for children and families affected by the global economic crisis. In 2012, UNICEF supported social protection interventions in 104 countries. Of these, about one third were large-scale national social cash transfer programmes that reached hundreds of thousands of children in 2012, including orphans and child-headed households.

A longtime advocate for social protection, UNICEF has made the case for initiatives like abolishing school fees, emphasizing that even when countries improve the quality of education, children who cannot afford tuition or cannot pay for supplies will not benefit. To further the knowledge and practice of effective social protection, in May UNICEF unveiled its first ever Social Protection Strategic Framework, which emphasizes a rights-based, equity-focused approach to social protection for all children and a collaborative agenda for action.

UNICEF champions gender equality as part of the overall push for equity, and in partnership with UNFPA and UN Women (United Nations Entity for Gender Equality and the Empowerment of Women) organized a high-level discussion on ending child marriage on the first International Day of the Girl Child on 11 October 2012. The partnership called upon governments, civil society organizations, the private sector, faith-based groups and the international



In 2012, UNICEF leveraged innovation to reach programmatic goals that were once considered unreachable.

community to galvanize political will and dedicate adequate resources for girls to realize their rights and reach their potential.

Innovative, cross-cutting education interventions continued to prove successful in removing the barriers to girls' school access and completion. The United Nations Girls' Education Initiative (UNGEI) remained a strong voice for policies and programmes to ensure that all girls complete primary school and go on to secondary school in a safe and supportive environment. UNICEF served as the lead agency and secretariat.

Inclusive education for children with disabilities remained a priority in 2012. UNICEF worked in 40 countries on initiatives to promote the rights of children with disabilities. In September, UNICEF hosted the first Forum of the Global Partnership on Children with Disabilities. The gathering of some 240 participants from more than 100 organizations provided opportunities to hear directly from children living with disabilities and to identify ways of including their concerns in the post-2015 development agenda.

Innovation

UNICEF is utilizing cutting-edge interventions to tackle complex challenges. In expanding possibilities for children and their families in 2012, UNICEF leveraged innovation to reach programmatic goals that were once considered unreachable.

Innovation is also behind UNICEF's application of technology in programmes, including the use of short message service (SMS) or 'texting' to collect birth data and encourage birth registration in countries such as Nigeria and Uganda, and the delivery of inexpensive and proven interventions to tackle pneumonia and diarrhoea. Innovative programme monitoring systems and

streamlined processes allowed UNICEF to anticipate, identify and respond to future challenges.

And innovation characterized vigorous partnerships with governments, donors and young people, such as Together for Girls, a global partnership focused on ending sexual violence against girls. Together for Girls brings together a group of international organizations and the public, private and non-profit sectors.

Greater transparency

UNICEF continued to seek improvements in its operations. In 2012, it prepared its first set of financial statements to conform to International Public Sector Accounting Standards (IPSAS), a standard chosen by the United Nations General Assembly for adoption by United Nations agencies. Following extensive staff training and a global rollout, UNICEF launched the Virtual Integrated System of Information (VISION), an enterprise management resource system that is fully compatible with IPSAS.

The adoption of IPSAS has already resulted in significant positive changes. It has enabled standardized results-based planning and reporting across all programme areas and harmonization of UNICEF's financial reporting with other United Nations agencies. It has increased transparency, accountability and good governance.

In 2012, UNICEF joined the International Aid Transparency Initiative (IATI), a network of organizations committed to promoting aid transparency. IATI allows everyone – from taxpayers in donor countries to community-based organizations and other stakeholders in programme countries – to easily access, compare and understand information related to aid spending and what it seeks to achieve.

All evaluations and annual reports on UNICEF programmes were made accessible to the public, and financial information is now more widely shared. UNICEF began to make its internal audit reports publicly available, with all reports issued after 30 September 2012 available on the organization's website.

Prudent spending

UNICEF's actions towards creating a truly equitable world were tempered by the realities of the global economy and accompanying financial constraints. Despite the competitive funding environment, in 2012, contributions received by UNICEF rose by 8 per cent over the previous year. UNICEF receives contributions from public and private sector donors, including contributions made in cash and in kind. The 8 per cent increase refers to contributions made in cash and received by UNICEF in 2012 as compared to 2011. This underscores continued donor trust and confidence in UNICEF's ability to leverage its expertise, technical know-how, broad-based partnerships

and global reach to save and improve the lives of children each and every day.

UNICEF allocated resources based on an understanding of the priority needs of children and families in all regions. Total expenditures in 2012 were \$3,866 million, with spending on development, including programme and development effectiveness, amounting to \$3,416 million. Development effectiveness comprises the policy advisory, technical and implementation activities that facilitate UNICEF's ability to deliver effective programmes on the ground.

In keeping with UNICEF's commitment to help children survive and live healthy lives, more than half of programme outlay in 2012 – \$1,566 million – was devoted to young child survival and development. The second largest area of programme expenditure was basic education and gender equality, which accounted for \$605 million. Fifty-seven per cent of programme expenditure was directed to sub-Saharan Africa, while 23 per cent of expenditure went to Asia.

Table 1

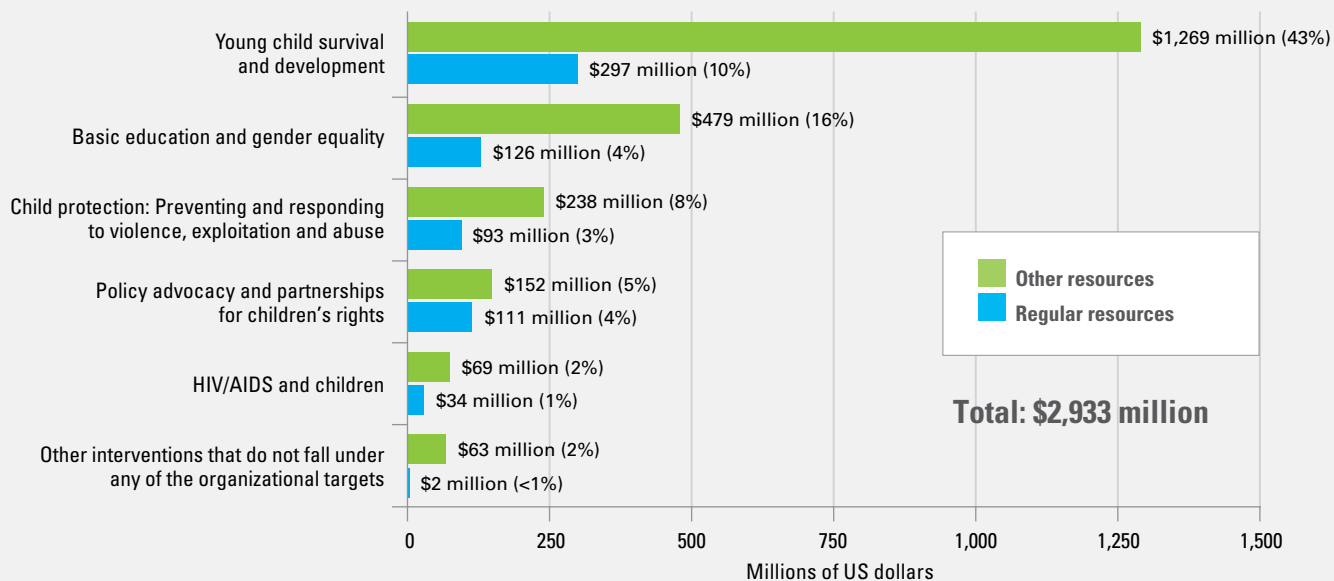
Total expenditure by nature of expenditure, 2012
(in millions of US dollars)

Budget category	Total
Development	3,416
Programme	3,292
Development effectiveness	124
Management	322
Special purpose (including private fundraising and partnerships)	127
United Nations development coordination	2
Total expenditure	3,866

Note: The breakdown of expenditure by budget categories is presented on a modified cash basis and reflects cash disbursements and commitments outstanding at the end of the year. Total expenditure for 2011 was \$3,819 million. However, comparable 2011 figures within the above categories are unavailable, as new harmonized cost classification categories were adopted for 2012. Totals by budget category may not add up to \$3,866 million because of rounding.

Figure 1

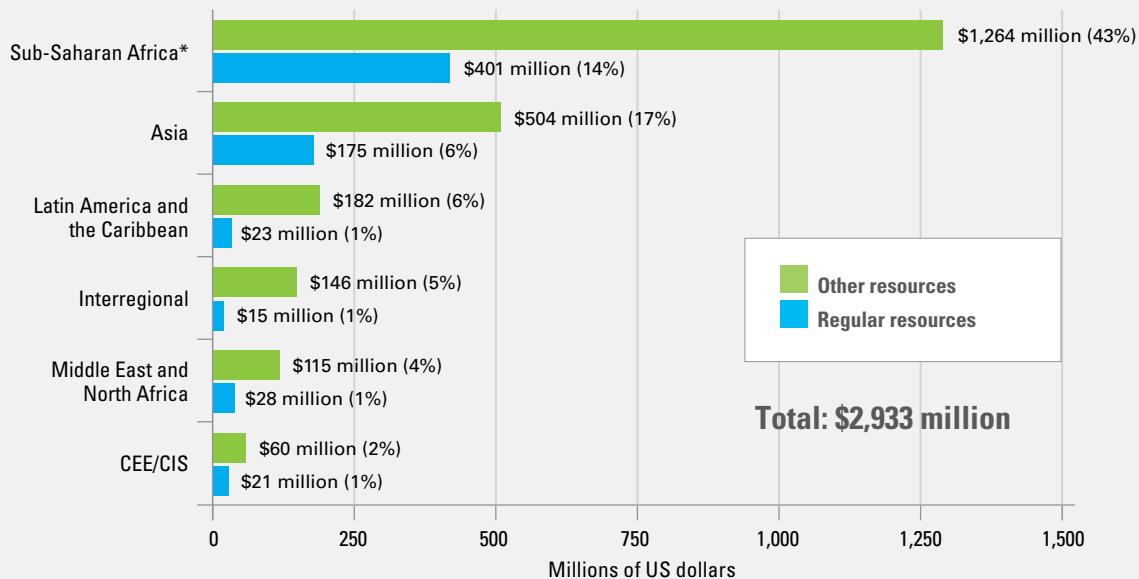
Programme assistance expenditure by medium-term strategic plan focus area, 2012



Note: Totals for the UNICEF medium-term strategic plan (MTSP) focus areas may not add up to \$2,933 million or 100 per cent because of rounding.

Figure 2

Programme assistance expenditure by geographic region, 2012



Note: Totals for the geographic regions may not add up to \$2,933 million or 100 per cent because of rounding.

* Programme assistance for Djibouti and the Sudan is included under sub-Saharan Africa.

In 2012, UNICEF continued to pursue fresh thinking, smarter solutions and broader-based partnerships. Below are a few of the many examples of how UNICEF did things differently.

INNOVATIVE PROGRAMMES

Text messaging for early HIV diagnosis

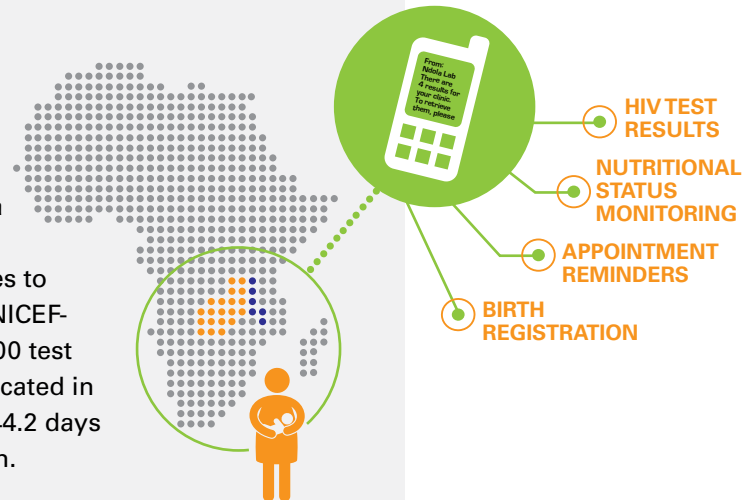
In sub-Saharan Africa, the epicentre of the AIDS epidemic, Project Mwana has embraced technology in the form of mobile phones to improve early infant diagnosis of HIV and follow-up and care. In Zambia, a RapidSMS ('texting') application transmits infant HIV test results from central laboratories in two main cities to all rural health facilities. From the 2010 pilot of the UNICEF-supported programme through 2012, more than 10,000 test results were delivered to 268 health facilities, most located in remote areas. Turnaround times have declined from 44.2 days pre-implementation to 26.7 days post-implementation.

In Malawi, UNICEF supported the Government in scaling up early infant diagnosis using RapidSMS in all 28 districts. By September, more than 500 health facilities were offering diagnostic services and 267 sites were actively using RapidSMS to receive infant test results, an 83 per cent increase from 2011. Two new modules were introduced: 'Remind Mi', which provides families with automatic reminders about antenatal clinic visits and children's health appointments; and 'Anthrowthatch', which allows for real-time monitoring of children's nutritional status.

Registering births for access to basic services

In Nigeria, RapidSMS has been used since 2011 to upload birth registration numbers to a web-accessible dashboard every two weeks, allowing regular identification of low-registration areas and timely interventions. In 2012, RapidSMS was expanded to capture data from more than 3,000 birth registration centres, with over 3 million births registered by the end of 2012. The system has become a key tool for maternal and newborn health weeks held each May and November, and routine monitoring of registered births. The mobile phone-based platform is implemented by the National Population Commission with support from UNICEF.

Since late 2010, UNICEF has worked with a public-private partnership in Uganda to boost registration through a mobile vital records system (VRS). Mobile VRS uses mobile phones in communities to relay birth (and death) notifications to a central government server, and Internet-connected computers in hospitals and local governments to issue birth certificates. Nearly 400 staff from 100 of the 135 hospitals at national, regional and district levels have been trained on the system. As a consequence, more than 400,000 births were registered in 2012, well over the 63,000 births registered in 2011.



INNOVATIVE PROCESSES

Identifying multiple ways children experience deprivation

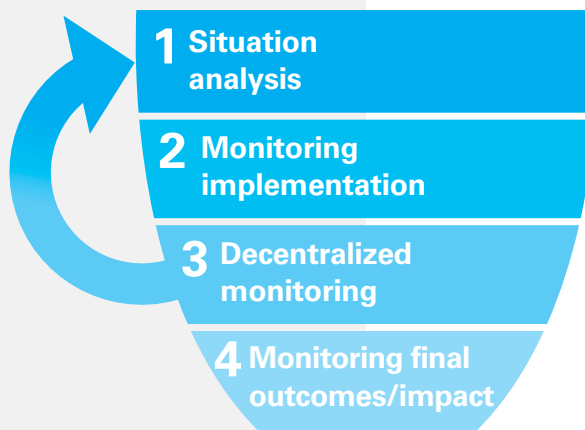
The poorest children are more likely than other children to experience multiple deprivations, and the effects of deprivation are likely to be worse. UNICEF developed the Multiple Overlapping Deprivation Analysis (MODA) tool in late 2012, to examine poverty among children and equity across and within countries. MODA assists national partners with generating evidence on who the most deprived children are, and where they are located within their countries. It builds on existing tools and research carried out in the field of multidimensional poverty, including the 2007 UNICEF-supported Global Study on Child Poverty and Disparities, and advances in multidimensional poverty theories to help guide equity-related policy interventions.



Monitoring bottlenecks and barriers

In 2012, UNICEF continued to develop and mainstream the Monitoring Results for Equity System (MoRES), enabling real-time monitoring of bottlenecks and barriers in programmatic work. MoRES is helping UNICEF and its partners to improve policies and systems and to better target interventions that will lead to improved results for the most disadvantaged communities. In Guatemala, for example, MoRES was used to identify obstacles to school enrolment and causes for dropout, including low levels of parental involvement, inadequate materials, poor education quality and child hunger. UNICEF and its partners then proposed various solutions to overcome these challenges, such as recruiting community volunteers, monitoring attendance and strengthening teacher training. These solutions were ultimately included in the Government’s Strategic Education Plan (2012–2016) and piloted in Totonicapán, an indigenous community.


In 2012, MoRES was applied in more than 30 countries across all geographic regions, using different entry points, depending on the national context. Analysis of these experiences found three factors that were key to its success: broad partnerships involving a range of actors, including governments, multilateral and bilateral organizations and civil society; the use of innovative technologies for monitoring and programme adjustments; and the tailoring of actions to country contexts and technical programmes.



INNOVATIVE PARTNERSHIPS

Sounding the alarm on hunger

Across the Sahel belt of Africa, an estimated 1.1 million children under age 5 were at risk of severe acute malnutrition in 2012. In April, UNICEF launched SahelNOW, a campaign to create global awareness of the impending crisis. For the first time ever, National Committees and UNICEF offices united to engage in social media as the primary medium of communication for advocacy and fundraising. The campaign mobilized UNICEF Goodwill Ambassadors at national and global levels to alert the world that converging conditions were threatening the nutritional status of children in nine countries: Burkina Faso, Cameroon, Chad, the Gambia, Mali, Mauritania, the Niger, Nigeria and Senegal. SahelNOW drove coverage on conventional media and was featured on CNN as an innovation. UNICEF National Committees raised \$29.8 million in 2012, which contributed to providing life-saving treatment to more than 920,000 severely malnourished children under five.

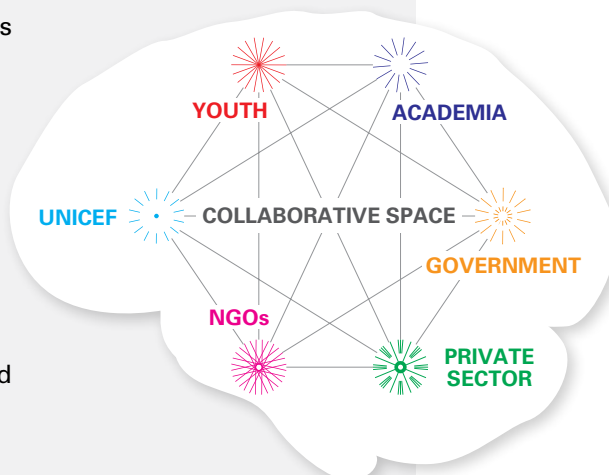


Tapping world talent for development

UNICEF collaborates with the best minds available through its global network of Innovation Labs. Located in places as diverse as Burundi, Denmark, Kosovo and Uganda, these labs engage young people, academics, the private sector, civil society, non-governmental organizations (NGOs) and governments in identifying creative solutions for intractable problems. They address such areas as community engagement, operational research, supply and operational logistics, and product and service development.

Throughout 2012, Kosovo's lab provided young people from marginalized communities the support and resources required to bring their ideas about social impact to fruition. The Copenhagen lab, set up in 2012, ran a prototype emergency simulation that examined UNICEF's supply and logistics work, and is praised for its potential to become a hub for innovative emergency response.

So that good ideas may proliferate, UNICEF developed a 'Do-It-Yourself Guide' to help replicate labs in other communities and countries, and created an online platform for creative individuals to submit ideas and stories to its Innovation blog.





Achieving results for the most vulnerable

Far too many children are denied the opportunity to fulfil their potential due to a lack of basic needs – because their family is too poor, their village too remote, or because of their sex, ethnicity, religion or other characteristics. In 2012, UNICEF worked to ensure a good start to life, quality education, a world free of AIDS and protection for every boy and girl.

The task of reaching children and families who have been left behind by development progress may seem monumental. But in more than 60 years since its inception, UNICEF has not shirked from arduous challenges.

The early years

A good start to life includes antenatal care for babies and their mothers, as well as sufficient nutrition, immunizations, safe water, adequate sanitation and good hygiene. Equity remained at the heart of UNICEF actions for young children in 2012, and UNICEF renewed its commitment to child survival with a focus on equity.

In 2012, UNICEF joined UNFPA in launching the UN Commission on Life-Saving Commodities for Women and Children, part of the United Nations Secretary-General's *Every Woman Every Child* movement. The Commission recommended ways to better market and distribute 13 cost-effective, but underutilized, health products, potentially saving over 6 million lives by 2015. The Commission and partners established the Reproductive, Maternal, Newborn and Child Health Trust Fund to support their initiatives. UNICEF hosts the secretariat for the Commission, and serves with UNFPA as co-chair.

At country level, UNICEF supported Egypt's Perinatal Care Programme, which improved access to quality health services for some 60,000 women of childbearing age and young children by training 64 physicians and 120 community health workers. A Safe Motherhood Initiative, launched in 1999 by UNICEF, the Ministry of Health and the National Working Committee for Children and Women in China's

IN MOZAMBIQUE,
THERE WERE
FEWER THAN
800
CHOLERA
CASES
IN 2012.
THERE WERE
20,000
CASES
IN 2009.

40 poorest counties, paid huge dividends as the World Health Organization (WHO) declared the country free of maternal and neonatal tetanus in 2012.

In five of Liberia's most disadvantaged areas, UNICEF supported the training of more than 600 community health workers in the integrated community case management of pneumonia, diarrhoea and malaria, which resulted in the referral and treatment of nearly 38,000 cases in 2012.

Targeted immunization campaigns as part of integrated health services have been effective in mitigating childhood diseases, such as measles and polio. After a broad-based partnership set out to eradicate polio, India was declared polio-free in 2012, a mere three years after it had contributed to nearly half of the world's polio cases.

Afghanistan, Nigeria and Pakistan remain polio-endemic, while Angola and the Democratic Republic of the Congo, which had already defeated the virus only to have it return, both stopped transmission in 2012. UNICEF and WHO formed the 'One Polio Team' in Afghanistan to work to halt transmission. India is assisting in revising Afghanistan's monitoring and evaluation framework for communication in the southern region, and reviewing training modules and lesson plans for vaccinators and social mobilizers. India's work with Afghanistan is a prime example of South-South cooperation, where countries share resources, technology and expertise.

During 2012, Mozambique scaled up integrated community case management of childhood illnesses, which UNICEF supports both technically and financially, and implemented a child health week that provided vitamin A supplements, polio immunizations and deworming

treatment to some 4 million children. Health campaigns included indoor residual spraying to prevent malaria in 53 districts (and protecting about 8.5 million people) and responding to a cholera outbreak in the country. Fewer than 800 cholera cases resulted in 2012. A similar outbreak in 2009 resulted in 20,000 cases of the disease.

Integrated health campaigns helped save children's lives. In Djibouti, UNICEF worked with the Government to immunize more than 90,000 children under age 5 against measles and provide vitamin A supplementation, deworming and long-lasting insecticide-treated mosquito nets to prevent malaria. As part of this effort, 75 per cent of children with severe acute malnutrition, some 17,000 children, received ready-to-use therapeutic foods. With help from UNICEF, Tajikistan conducted two rounds of immunization against diphtheria and provided 900,000 children under age 5 with vitamin A. Some 30,000 children under age 2 and 18,000 pregnant women received micronutrient supplementation.

Proper nutrition, which includes micronutrients such as iodine, iron and vitamin A, is essential for child survival and for physical and cognitive development. In June 2012, the United Nations Secretary-General launched the Zero Hunger Challenge, urging governments, organizations, farmers, businesses and other groups to work together to eliminate hunger within our lifetimes.

UNICEF continued to play an important role in the Scaling Up Nutrition (SUN) initiative, a global movement led by countries that calls for intensive efforts to improve global nutrition in the period leading up to 2015. UNICEF's Executive Director, Anthony Lake, assumed the chair of the movement's lead group in 2012, as it concentrated on achieving

measurable impact within countries through resource mobilization, support and development of policies and strategies, and programme implementation.

In 2012, UNICEF supported community-based management of acute malnutrition in more than 65 countries and reached over 1.9 million children under age 5 with life-saving treatment. Infant and young child feeding remained a pillar of UNICEF's strategy to prevent undernutrition, including the promotion of breastfeeding. In 2012, with UNICEF support, at least 76 per cent of households in 69 countries used iodized salt.

When the Government of Burkina Faso announced that 2.8 million people were at risk of food insecurity due to a decline in cereal production, and an estimated 100,000 children under age 5 were at risk of severe acute malnutrition, UNICEF helped treat 102,000 children in its role as the leader of the nutrition cluster in the United Nations humanitarian response. In Karakalpakstan, the most deprived area of Uzbekistan, 93 per cent of under-five children were supported by integrated public health interventions, which included vitamin A supplementation, deworming, growth and weight measurement and nutrition counselling.

Through an equity lens that taps into innovation and prioritizes cost-effective means of achieving results, UNICEF focused on ending disparities in access to improved sources of drinking water and improved sanitation. In 2012, UNICEF supported the Government of the Democratic People's Republic of Korea in designing and building gravity-fed water supply systems and upgrading water, sanitation and hygiene facilities in children's homes and nurseries, schools and health-care facilities, reaching nearly 12,000 of the country's most vulnerable children. After the World Food

Programme, UNICEF was the largest United Nations partner operating in the country. And in Zimbabwe, UNICEF helped some 150,000 people gain access to safe water and about 132,000 people to adequate sanitation in rural and urban areas, which reduced sickness and deaths due to cholera and other waterborne diseases.

Basic education and equality

In 2012, UNICEF continued to advocate for ambitious, yet pragmatic goals: all children have access to a quality education, teachers are trained in innovative, child-friendly methods, and learning is relevant and connected to the community. UNICEF was active in the United Nations Secretary-General's Global Education First Initiative to galvanize action on education, get all children into school, improve the quality of learning and foster global citizenship. UNICEF fine-tuned strategies to shape the post-2015 development agenda and continued its lead role in UNGEI, advocating for gender parity.

Successful completion of school is predicated on the notion that students begin school ready to learn, meaning that education is rooted in a healthy start to life that includes cognitive, social, emotional and physical development. In 2012, the Libyan Ministry of Education conducted an assessment of all 4,800 schools in the country, enabling the collection of baseline data on the status of the education sector upon which the 2011 uprising had taken a heavy toll. UNICEF supported the assessment, and ACTED (Agency for Technical Cooperation and Development), an NGO, provided technical assistance. UNICEF-supported interventions in the Republic of Moldova addressed disparities in access to preschool and

AT LEAST
76% OF
HOUSEHOLDS
IN **69**
COUNTRIES
USED
IODIZED SALT
IN 2012,
THANKS TO
UNICEF
SUPPORT.

basic education, allowing an additional 2,000 children from rural areas without kindergartens to attend preschool and an additional 57,000 young children to play with cognitively stimulating toys.

Inclusive education means that all children – regardless of gender, income, location, religion, ethnicity, disability or other factors – have pathways to completing their education. The Ministry of Education and Science in Georgia teamed up with UNICEF to scale up inclusive education from 5 to 56 schools, enabling children with disabilities to enjoy physical education and sports, and developed an innovative model to give school dropouts a second chance to complete their education. In the Niger, UNICEF helped train 50 counsellors and

50 teachers in Braille and aided colleges in teaching sign language in order to educate students with hearing and visual impairments.

Water, sanitation and hygiene in school are essential for promoting overall healthy environments and particularly effective tools for improving girls' education. UNICEF and district authorities in Indonesia implemented a comprehensive water, sanitation and hygiene programme in 112 schools, instilling the importance of handwashing and increasing access to improved latrines. More than 40,000 students and teachers in six districts have benefited and the programme is a model that the Government plans to scale up nationwide.



School is often a salve during times of crisis, yet too often children's education was disrupted when they needed it the most. According to recent data, over 40 per cent of children who were out of school were living in countries affected by armed conflict. In 2012, the Peacebuilding, Education and Advocacy Programme, a four-year partnership among UNICEF, the Government of the Netherlands, participating countries and other partners provided an analysis of key bottlenecks to rebuilding post-conflict education systems in 13 countries.

UNICEF responded to the crisis in the Syrian Arab Republic and helped provide uninterrupted education for an estimated 79,000 children in the country and refugee and host-community children in Iraq, Jordan, Lebanon and Turkey.

UNICEF conducted a 'Back to School' initiative in Lebanon that included enrolment support and basic education material for some 30,000 vulnerable Syrian refugees and Lebanese host-community children. And in response to extensive flooding in the Loreto region

of Peru, UNICEF provided the regional education directorate with an emergency curriculum and supplied education kits to 3,000 children. Some 20,000 students were able to return to school.

An end to HIV and AIDS

In 2012, UNICEF worked on the ground to prevent and treat HIV infection among children and their mothers, increase support for children orphaned by AIDS, and reduce risks and vulnerability among adolescents. In Swaziland, UNICEF worked closely with the Ministry of Health, WHO and other strategic partners and increased antiretroviral treatment for the prevention of mother-to-child transmission (PMTCT) of HIV to 86 per cent among women. UNICEF support also contributed to an increase in the number of children (aged 0–14) initiated on antiretroviral treatment, with some 67 per cent receiving treatment by the end of 2012.

UNICEF-supported national cash transfer programmes for marginalized and impoverished households in several countries, including those at the centre of the AIDS epidemic such as Malawi, Zambia and Zimbabwe, reached hundreds of thousands of children in 2012.

All countries in UNICEF's East Asia and the Pacific Region committed to eliminating the risks of infant HIV infection through mother-to-child transmission and are making the switch to the most effective regimens. UNICEF-supported innovations in PMTCT included same-day rapid testing in Cambodia, Fiji, Kiribati, the Solomon Islands and Vanuatu; decentralized community testing in Myanmar; curriculum development and training on emergency HIV screening for women during labour in Timor-Leste.

At the XIX International AIDS Conference held in Washington, D.C., in July 2012,

UNICEF advocated for more effective and innovative policies, products and practices to simplify HIV treatment and to integrate treatment into antenatal primary health care. UNICEF led a plenary session, 'Turning the Tide for Children and Youth', on the programmatic and scientific ways by which HIV infection can be curbed by focusing on women and adolescent girls.

Partnering with MTV and the United States President's Emergency Plan for AIDS Relief, UNICEF has backed the television series *Shuga: Love, Sex, Money*, which deals with the challenges faced by young people who are at the greatest risk of HIV infection. In 2012, the award-winning TV show was developed into a radio drama that aired in Cameroon, the Democratic Republic of the Congo, Kenya, Lesotho, the United Republic of Tanzania and three provinces in South Africa, home to an estimated 45 million young people. The show generated debate by discussing often-taboo subjects such as rape, transactional sex and multiple concurrent partners.

A new UNICEF partnership in the Islamic Republic of Iran with the Ministry of Health and Medical Education and the Esteghlal Football Club used adolescents' ardour for football to raise awareness about HIV and AIDS through messages from players.

In Nepal, UNICEF provided technical and financial support in developing an HIV risk reduction package for adolescents. Using a participatory approach, the initiative involved adolescent girls who were commercially sexually exploited. Members of a national network of women living with HIV, who were trained in HIV risk reduction for adolescents, subsequently trained 25 community-based organizations, ultimately providing 1,250 young people with the skills and knowledge to prevent HIV.

Hundreds of thousands of children benefited from UNICEF-supported national cash transfer programmes in 2012.

WITH UNICEF
SUPPORT,
29.5
MILLION
CHILDREN
WERE
REGISTERED AT
BIRTH
80
IN ABOUT
COUNTRIES
IN 2012.

Right to protection

Protecting children from violence, exploitation and abuse was central to the work of UNICEF in 2012. Initiatives across sectors shielded children from the effects of armed conflict, harmful traditions and miscarriages of justice.

In November, UNICEF made a strong case for child protection at the global 'Protecting Children Better' conference, which consolidated the latest research and thinking on child protection systems. Together for Girls, a public-private partnership to end sexual violence, worked with eight countries and held initial meetings with two countries in 2012 to develop national household surveys on the magnitude and impact of emotional, physical and sexual violence against girls. Survey findings will inform government-led programmes, policies and responses.

A milestone related to the Convention on the Rights of the Child was reached in 2012 as 11 countries ratified the Optional Protocol on the sale of children, child prostitution and child pornography, and 7 countries ratified the Optional Protocol on the involvement of children in armed conflict, bringing the total number of ratifying States Parties to 163 and 151, respectively. As a result of the UNFPA-UNICEF Joint Programme on Female Genital Mutilation/Cutting, some 1,775 communities across Africa declared their abandonment of this tradition, bringing to 10,000 the cumulative number of communities who have ended this practice since 2008.

Three new mine action programmes were launched in 2012, with about 20 countries worldwide now operating such UNICEF-supported programmes. The release of more than 5,300 children associated with

armed forces or armed groups and their reintegration into their families and communities was supported in the Central African Republic, Colombia, the Democratic Republic of the Congo, Myanmar, Nepal, the Philippines, Somalia, South Sudan and the Sudan.

UNICEF helped children caught in armed conflict in Somalia through newly signed agreements with the Transitional Federal Government, including the Action Plan to Eliminate the Recruitment and Use of Child Soldiers and the Action Plan to End the Killing and Maiming of Children, the first of its kind globally. The plans allow stakeholders to facilitate the release of recruited children across the country and provide rehabilitation and reintegration services.

With UNICEF support, approximately 29.5 million children were registered at birth in about 80 countries. UNICEF's work in the Democratic Republic of the Congo prioritized birth registration and saw more than 350,500 children registered during 2012. In Belize, the Make Your Child Count multiplatform campaign brought birth registration to communities located far from traditional service points. As a result, the country is nearing universal birth registration, and it is anticipated that the last 10 per cent of disadvantaged boys and girls will soon gain access to education, health care and other essential services that come with the registration of their births.

Leadership on data

Major developments for strengthening data collection, analysis and dissemination took place in 2012. UNICEF continued to support data collection through the Multiple Indicator Cluster Surveys (MICS) and improved data monitoring through its revamped ChildInfo website. (Also see Panel 2 on page 17.)

In collaboration with partners, UNICEF further developed and updated DevInfo, a software database that has been endorsed by the United Nations Development Group for monitoring the MDGs and human development at country level. In 2012, DevInfo 7 was launched.

In 2012, UNICEF furthered MoRES to strengthen programmes, promote equity and improve collaboration with partners, and continued to assist countries in analysing the situation of children and women and reporting on progress. (See Panel 1 on page 7.)

Panel 2

Data for equitable development

When children are not reflected in statistics they are invisible to the policies and programmes that can advance their rights and well-being. Thus, UNICEF remains committed to data collection, analysis and dissemination, and – in collaboration with the United Nations and other partners – supports governments to better monitor the situation of children and women.

UNICEF is the lead United Nations agency in reporting on the child-related Millennium Development Goals (MDGs) and provides rigorous analysis of multiple streams of data, with support from inter-agency groups. UNICEF contributes data that are used to measure progress towards 17 of 44 MDG indicators.

Sound data collection

Over the course of nearly two decades, UNICEF has supported 240 Multiple Indicator Cluster Surveys (MICS) in more than 100 countries. The fourth round of MICS (2009–2012) was completed during 2012. During MICS4, surveys were conducted in 50 countries. Preparation for the fifth round of MICS was also under way, with tools and guidelines designed and tested in Bangladesh. The MICS pilot provided baseline data for the 20 most socially deprived districts and an opportunity to build the capacity of a team from the Bangladesh Bureau of Statistics tasked with gathering data for a subsequent national survey.

In Kazakhstan, the 2010–2011 MICS revealed general improvements in child rights, but also highlighted widening disparities linked to education, economic status and geographic location. Based on the data, UNICEF assisted the Government in producing the first disaggregated, sub-national review of child well-being that addressed serious gaps in the child protection system and refocused efforts on preventing infant and child mortality.

MICS and other data produced by UNICEF, or with its backing, are widely disseminated through its statistical website <www.childinfo.org>. The site also features databases and analytical reports.



Addressing challenges, building resilience

UNICEF responded to 286 emergencies of varying scale in 79 countries in 2012, providing a broad range of assistance to children and their families in some of the world's most challenging environments.

In its humanitarian action and development programmes, UNICEF continued to build resilience of children and families by empowering communities, strengthening the delivery of social services and safety nets, and developing people's ability to better withstand and recover from shocks triggered by natural disasters, conflict and other crises.

Casualties of crisis

Continued and intensified armed conflict and insecurity remained an overwhelming challenge for families caught up in political and civil unrest in Afghanistan, the Central African Republic, Colombia, the Democratic Republic of the Congo, Mali, Myanmar, Pakistan, Somalia, South Sudan, the State of Palestine, the Sudan and Yemen.

The unrest in the Syrian Arab Republic and the growing refugee crisis affecting nearby countries dominated both the headlines and humanitarian response. In 2012, nearly 4 million people in the Syrian Arab Republic were affected by the internal armed conflict, almost half of them children, and another 1 million refugees outside the country were in need of humanitarian assistance. Amid the ongoing volatility, UNICEF's response included the areas of education, immunization and child protection, within the Syrian Arab Republic and in neighbouring countries.

With its partners, UNICEF helped provide access to an uninterrupted education for 79,000 affected children, supported measles vaccination for more than 1.4 million children, and provided psychosocial care for an estimated 47,000 children. UNICEF also delivered safe water in both camp and host communities, benefiting more than 100,000 people, and winter supplies, including medicines and non-food items, to more than 263,000 people inside the Syrian Arab Republic. Building on lessons from previous catastrophes, UNICEF established a Syria support hub in Amman, Jordan, to better coordinate the subregional response in the Syrian Arab Republic, Egypt, Iraq, Jordan, Lebanon and Turkey.

IN 2012,
MORE THAN
920,000
CHILDREN
UNDER AGE
5
WERE
TREATED
FOR SEVERE
ACUTE
MALNUTRITION
IN THE
SAHEL REGION.

To assist children and families affected by the conflict in the State of Palestine, including violence in the Gaza Strip in November, UNICEF provided medical supplies and hygiene kits; repaired water and sewerage networks and school facilities; replaced school supplies; supported psychosocial care; and coordinated rapid assessments and advocacy initiatives.

Violence by non-state armed groups in parts of Colombia caused the displacement of an estimated 35,000 people, 53 per cent of them women and girls, between January and September. Some 79 per cent of the displacements occurred in Cauca, Chocó, Nariño and Putumayo. UNICEF supported comprehensive care and provided supplies and services to more than 93,000 children and adolescents in these four administrative departments.

Racing against hunger

Food crises throughout the African continent continued in 2012, jeopardizing millions of children. In the Sahel belt of Africa, an estimated 1.1 million children under age 5 were at risk of severe acute malnutrition, and in southern Africa, more than 6 million people faced hunger in Angola, Lesotho, Malawi and Zimbabwe. Food insecurity was already chronic in many parts of Africa, which made it more likely for an emergency to become a full-blown crisis.

In 2012, nine countries in the Sahel – Burkina Faso, Cameroon, Chad, the Gambia, Mali, Mauritania, the Niger, Nigeria and Senegal – experienced major nutritional crises that were compounded by flooding, cholera, and population displacement and conflict in Mali.

Lessons from earlier crises highlighted the importance of building community resilience and preventing and mitigating the worst consequences of new emergencies. The response inside the Niger, for instance, was supported by

basic systems that had previously been put in place to deliver essential services to treat severe acute malnutrition.

In the Sahel, early warnings of the food and nutrition crisis in late 2011 were heeded; in 2012, more than 920,000 children under age 5 who suffered from severe acute malnutrition were treated across the region, surpassing the number of children treated the previous year by 300,000. Innovative approaches were based on a mid-year assessment, spurring the development of the ‘WASH in Nut’ (water, sanitation and hygiene in nutrition) strategy and a stunting taskforce to better integrate interventions in these programme areas. Psychosocial support was integrated in emergency response to the nutrition crisis in five countries in the Sahel region. The use of subregional supply hubs in Accra, Ghana, and Douala, Cameroon, allowed UNICEF to rapidly provide essential commodities to several countries in the West and Central Africa region. The value of supplies handled by the hubs increased from \$200,000 in 2011 to almost \$1 million in 2012.

In Somalia, with UNICEF involvement, 400,000 under-five children suffering from acute malnutrition, including some 276,000 suffering from severe acute malnutrition, received therapeutic treatment, surpassing efforts in response to the famine in 2011. Supplementary feeding reached more than 266,000 families. In drought-affected areas in Kenya, some 88,000 under-five children who were suffering from global acute malnutrition were admitted to supplementary feeding programmes. In Ethiopia, with UNICEF support, nearly 328,000 children suffering from severe acute malnutrition received treatment.

Crisis response

Weather extremes and natural disasters required prompt responses to avert mass casualties. In 2012, when communities

around the world coped with multiple or repeated shocks, UNICEF helped to restore safe water, distribute hygiene supplies, treat undernutrition, jump-start schooling, and protect children and their families.

In November 2012, responding to a massive earthquake in Guatemala that damaged houses, bridges and schools, UNICEF used three of its nine prepositioned water purification plants to reach more than 91,000 people and distribute water, sanitation and hygiene supplies to shelters. UNICEF also provided psychosocial counselling to children for post-traumatic stress. Following twin earthquakes that struck the north-western part of the Islamic Republic of Iran in August, UNICEF lent its technical expertise in child protection and psychosocial support, activated a roster of staff trained in emergency response, and helped the Government design a nutritional assessment.

In Tajikistan, where chronic undernutrition among children was significant, UNICEF reached 30,000 children between 6 and 24 months old and 18,000 pregnant women with micronutrient supplementation. UNICEF also supported the Ministry of Health to treat 600 severely malnourished children and to provide training in nutrition in emergencies to an estimated 100 health-care providers.

For the third consecutive year, Pakistan was inundated with floods that affected some 5 million people. Within five days after the start of the emergency in late September, UNICEF reached more than 250,000 people daily with safe drinking water in the flood-affected provinces of Balochistan, Punjab and Sindh. During the three-month peak of the emergency, some 500,000 people were provided with safe drinking water each day.

In 2012, UNICEF support helped provide more than 18.8 million people in humanitarian emergencies around the globe with access to safe water to agreed standards. In the Philippines, UNICEF continued its response to Tropical Storm Washi, which flooded parts of the Northern Mindanao region in December 2011, and as a result, some 193,000 people gained access to sufficient clean and safe drinking water. UNICEF's response to Typhoon Bopha in December 2012 entailed the distribution of 45,000 water and hygiene kits and water tankering in 39 sites, reaching more than 113,000 people. As 2012 came to a close, UNICEF joined the Government in assessing the typhoon's damage and began the process of restoring safe water and sanitation, education, nutrition and child protection services.

UNICEF remained a steadfast partner to countries that faced ongoing humanitarian emergencies. Mali, suffering from an ongoing nutrition crisis, had a tenuous situation deteriorate even further when the country became involved in armed conflict. More than 2.8 million people were affected, including 560,461 school-age children. In 2012, some 350,000 people in northern Mali fled their homes for safety in the south or to neighbouring countries. The displacements put a strain on already stretched services such as education, water, sanitation, nutrition and health.

UNICEF and its partners provided access to formal and non-formal basic education to over 15,000 displaced school-age children and adolescents. Some 557,482 people benefited from soap, water purification supplies and other water, sanitation and hygiene materials. A prevention and response campaign was launched prior to the cholera season, which helped contain the disease.

More than 18.8 million people in humanitarian emergencies in 2012 had access to safe water to agreed standards, with UNICEF support.



Strategic partnerships for greater impact

The development landscape of 2012, with its fiscal uncertainty, complex humanitarian crises and the fast-approaching due date of the MDGs, demanded the synergy and cross-cutting strategies that flow from vibrant partnerships.

In meeting this demand and nurturing strong alliances, UNICEF expanded its 2009 Strategic Framework for Partnerships and Collaborative Relationships to foster a deliberate approach to creating, strengthening and managing joint endeavours. (See Panel 3 on page 24.) Whether UNICEF was partnering with local communities or joining with multilateral organizations, the goal was to achieve results for all children – particularly the most disadvantaged – in a cost-effective manner.

Country and regional partnerships

At country level, collaborations were driven by national ownership and development plans for sustainability and appropriate scale. For instance, in Cartagena, Colombia, 'La Muralla Soy Yo' (I Am the Wall), an alliance of committed partners including private tourism businesses, identified and protected children and adolescents from commercial sexual exploitation. By mid-2012, more than 80 cases had been turned over to the justice system, many reported by tourism operators.

In Bangladesh, a tripartite partnership among the Bangladesh Institute of Development Studies, the Bureau of Statistics and UNICEF translated the 2011 National Population and Housing Census into a child equity atlas and 'pockets of poverty' maps to advocate for policies that will help the nation's most deprived children. And in Viet Nam, a dynamic coalition of diverse partners successfully advocated for paid maternity leave for six months for women and a total ban on the marketing of breastmilk substitutes for children up to age 2.

In July 2012, with the support of UNICEF, the Government of Brazil signed a National Protocol for the Protection of Children in Emergencies, covering preparedness, response and recovery across sectors and implementation mechanisms at local, state and national levels. The day after the protocol was signed, UNICEF and the Government signed a memorandum of understanding to operationalize it.

In the Middle East and North Africa region, a partnership with the League of Arab States focused on child protection, with particular emphasis on children living in conflict areas; the Joint United Nations Programme on HIV/AIDS (UNAIDS)

was brought into the partnership emphasizing the elimination of mother-to-child transmission of HIV and prevention among youth. Partnerships with the Gulf States expanded in support of such global initiatives as polio eradication, immunization and reaching out-of-school children.

UNICEF partnerships increasingly involved South-South or triangular cooperation in which northern countries or multilateral organizations collaborate on southern-driven partnerships. In 2012, UNICEF facilitated an agreement between the Governments of Mexico and Morocco to exchange expertise and knowledge in support of measuring child inequalities for more informed policymaking. In 2012, UNICEF facilitated an exchange between South Africa and Thailand that spotlighted South Africa's successful design and administration of child grants, social security system and other mechanisms for reducing

child poverty. Thailand can fine-tune these approaches and apply them to its national development context.

High-level meetings

Partnerships were reflected in UNICEF leadership and participation in high-level meetings. In 2012, the Government of Bulgaria and UNICEF convened a landmark ministerial conference in Sofia, bringing the Central and Eastern Europe/ Commonwealth of Independent States (CEE/CIS) region closer to the vision of a nurturing family environment for every child. Twenty governments committed to reducing the number of infants abandoned at birth and the number of children under age 3 in institutional care, and to increasing the number of children with disabilities who remain in the care of their families.

UNICEF had a prominent role at the GAVI Alliance Partners' Forum from 5–7 December 2012 in Dar es Salaam,

Panel 3

Partnerships for children

Throughout its history, UNICEF has delivered results for children through collaborative relationships with a broad range of actors, including governments, the multilateral system, civil society organizations, the private sector and global programme partners.

In 2012, UNICEF expanded its Strategic Framework for Partnerships and Collaborative Relationships, based on a review of its implementation since 2009 and in consideration of changes in the development landscape that affect the ways in which business is done.

The review highlights new opportunities and challenges in UNICEF partnerships and outlines three priority approaches for effective partnerships: framing the contribution of partnerships to results; investing strategically in multi-stakeholder partnerships; and strengthening UNICEF capacity for effective partnering. It cites many examples of success achieved through UNICEF partnerships over the past several years, including the elimination of maternal and neonatal tetanus in 25 countries through a global partner network; the abandonment of female genital mutilation/cutting in villages in 15 countries through partnerships at the country level; and the enrolment of 19 million children in school through the Global Partnership for Education.

United Republic of Tanzania. More than 650 global health and government leaders examined ways to accelerate results, improve sustainability and foster equity in immunization. UNICEF's pivotal role in implementing GAVI-supported immunization programmes contributed to a 68 per cent drop in the price of the hepatitis B vaccine between 2000 and 2012.

In April, UNICEF convened the second Sanitation and Water for All High-Level Meeting at the World Bank in Washington, D.C., which was attended by over 40 government ministers. At the meeting, 35 countries committed to improving access to sustainable sanitation for more than 300 million people and access to drinking water for more than 220 million people by 2015.

As an active co-sponsor of UNAIDS, UNICEF is a key player in implementing the UNAIDS Unified Budget and Results Action Framework, leading United Nations-wide efforts for PMTCT of HIV, paediatric AIDS treatment, the protection of children affected by AIDS and HIV prevention in adolescents. UNICEF and its partners worked closely with the Global Fund to Fight AIDS, Tuberculosis and Malaria, and have leveraged nearly \$200 million to date from existing Global Fund grants towards efforts to eliminate new HIV infections in children by 2015 and keep their mothers alive.

Strength in numbers

Numerous global partnerships were designed to scale up evidence-based interventions and extend services to remote areas. UNICEF supported further expansion of the Community Approaches to Total Sanitation programme, which is now implemented by 54 country offices. As a result, more than 24 million people are living in communities where open defecation is no longer a health hazard.

A first-rate example of matching expertise to partnership goals was the

formation in March 2012 of the UN Commission on Life-Saving Commodities for Women and Children by UNICEF and UNFPA. As part of the United Nations Secretary-General's *Every Woman Every Child* movement, the Commission works to improve access to high-impact, low-cost health interventions for women of childbearing age and children under age 5.

Another arm of *Every Woman Every Child* is *Committing to Child Survival: A Promise Renewed*, where UNICEF has joined governments, civil society partners, other United Nations agencies and the private sector to reach hard-to-reach children by tracking and reporting global progress on child survival strategies. (See Panel 4 on page 26.)

In September, UNICEF hosted the first Forum of the Global Partnership on Children with Disabilities, a network of more than 100 international and national NGOs, governments, academics and organizations that represent people with disabilities. Its aim is to mainstream disability rights into child-focused agendas around nutrition, education, humanitarian efforts and assistive technology.

While new global partnerships emerged in 2012, established alliances grew and were strengthened. UNICEF continued its crucial role in the SUN initiative; the Global Fund to Fight AIDS, Tuberculosis and Malaria; the Global Polio Eradication Initiative; the Sanitation and Water for All partnership; and the Global Partnership for Education.

UNICEF's mission in 2012 was bolstered by international organizations such as the Inter-Parliamentary Union (IPU) and civil society groups such as the NGO Committee on UNICEF. UNICEF Executive Director Anthony Lake delivered a key presentation on the silent health emergency of stunting during the plenary session of the IPU annual meeting in Kampala, Uganda, in April.

More than 24 million people are living in communities where open defecation is no longer a health hazard, as a result of UNICEF support.

BY THE END OF
2012,
168
GOVERNMENTS
AND MORE THAN
400
CIVIL SOCIETY
AND FAITH-BASED
ORGANIZATIONS
HAD JOINED A
PROMISE RENEWED.

The decrease over the past two decades in the global number of under-five deaths – from about 12 million in 1990 to about 6.9 million in 2011 – demonstrates what can be achieved through the effective delivery of child survival interventions when funding is adequate and sustained, and when strong political will is coupled with a focus on prevention. But much still needs to be done to prevent the almost 19,000 under-five deaths that continue to occur each day.

In June 2012, UNICEF joined the Governments of Ethiopia, India and the United States to launch *Committing to Child Survival: A Promise Renewed*, a global movement to end preventable child deaths. Over the following six months, representatives of 168 governments and more than 400 civil society and faith-based organizations joined in the common cause to redouble efforts to save every child from a preventable death.

The movement emerged from the Child Survival Call to Action event in Washington, D.C., which brought together more than 700 representatives from government, civil society and the private sector from 80 countries to tackle the massive, but surmountable challenge of accelerating declines in preventable child deaths.

Participating governments are taking the lead in sharpening national health plans and setting measurable milestones, with support from UNICEF and other partners. For example:

- In Mongolia, the Government established a working group on maternal, newborn and child health. It continues to scale up the existing Reaching Every District strategy that contributed to reductions in under-five mortality rates in the most disadvantaged areas of the country between 2010 and 2012.
- In the Middle East and North Africa, the governments of 16 countries pledged to make every effort to end preventable child deaths. *A Promise Renewed* was successfully linked with a joint WHO, UNFPA and UNICEF initiative and high-level meeting on Saving the Lives of Mothers and Children in January 2013, which resulted in the Dubai Declaration on Saving the Lives of Mothers and Children, endorsed by 22 countries.
- In CEE/CIS, a new regional partnership provided coordinated support to *A Promise Renewed*, the United Nations Secretary-General's *Every Woman Every Child* initiative and the new Regional Health 2020 Strategy.

A Promise Renewed seeks to advance the goals of the United Nations Secretary-General's *Every Woman Every Child* strategy and is one of the central pillars supporting its implementation. UNICEF has established a secretariat to help coordinate the *A Promise Renewed* movement and its networks.

Faith-based organizations worked with UNICEF on several important issues, including the 2012 World Day of Prayer and Action for Children, which focused on safeguarding children from violence, eliminating child marriage and promoting equity, non-violent discipline and birth registration. Through its long-standing relationships and close collaboration with religious leaders, UNICEF was able to secure pledges from more than 200 interfaith organizations for the *A Promise Renewed* child survival movement.

UNICEF National Committees

Unique to UNICEF are 36 National Committees: independent, local NGOs that raise funds and advocate for children's rights. Their fundraising efforts contributed to UNICEF's success in

fulfilling the '3 in 3 campaign' to recruit 3 million active pledge donors over a three-year period, reaching the goal a full six months earlier than the target date of 31 December 2012. Efforts led to a record-breaking pledge income of \$555 million in 2012.

National Committees played a vital role in securing the nearly one third of UNICEF's revenue in 2012 that came from private sector contributions. An important fundraising tool has been the use of Premium Short Message Service (PSMS) in which people can donate to UNICEF through text messaging. Many National Committees, including Denmark, Italy, Netherlands, Norway, Spain, Sweden and the United Kingdom, have used PSMS in unique ways. In Spain, for instance, donors can give the equivalent of one day's therapeutic food for undernourished children through the *Dona 1 día* campaign.

UNICEF National Committees

Andorran Committee for UNICEF	UNICEF Hungarian Committee Foundation	Polish National Committee for UNICEF
Australian Committee for UNICEF Limited	Icelandic National Committee for UNICEF	Portuguese Committee for UNICEF
Austrian Committee for UNICEF	UNICEF Ireland	National Committee for UNICEF of San Marino
Belgian Committee for UNICEF	Israeli Fund for UNICEF	Slovak Committee for UNICEF
Canadian UNICEF Committee	Italian Committee for UNICEF	Slovenian Committee for UNICEF
Czech Committee for UNICEF	Japan Committee for UNICEF	Spanish Committee for UNICEF
Danish Committee for UNICEF	Korean Committee for UNICEF	Swedish Committee for UNICEF
Estonian National Committee for UNICEF	Lithuanian National Committee for UNICEF	Swiss Committee for UNICEF
Finnish Committee for UNICEF	Luxembourg Committee for UNICEF	Turkish National Committee for UNICEF
French Committee for UNICEF	Dutch Committee for UNICEF	United Kingdom Committee for UNICEF
German Committee for UNICEF	New Zealand National Committee for UNICEF	United States Fund for UNICEF
Hellenic National Committee for UNICEF	Norwegian Committee for UNICEF	
Hong Kong Committee for UNICEF		

INTERNATIONAL GOODWILL AMBASSADORS

Lord Richard Attenborough
(United Kingdom)

Amitabh Bachchan (India)

Ishmael Beah
(Sierra Leone) Advocate
for Children Affected by War

David Beckham
(United Kingdom)

Harry Belafonte
(United States)

Orlando Bloom
(United Kingdom)

Jackie Chan
(Hong Kong, China)

Myung-Whun Chung
(Republic of Korea)

Judy Collins
(United States)

Mia Farrow (United States)

Danny Glover
(United States)

Whoopi Goldberg
(United States)

Maria Guleghina (Ukraine)

Angélique Kidjo (Benin)

Yuna Kim
(Republic of Korea)

Tetsuko Kuroyanagi
(Japan)

Femi Kuti (Nigeria)

Leon Lai (Hong Kong,
China)

Lang Lang (China)

Ricky Martin
(Puerto Rico,
United States)

Shakira Mebarak
(Colombia)

Leo Messi (Argentina)

Sir Roger Moore
(United Kingdom)

Nana Mouskouri (Greece)

Liam Neeson (Ireland)

Berliner Philharmoniker
(Germany)

Her Majesty Queen Rania
(Jordan) Eminent Advocate
for Children

Vanessa Redgrave
(United Kingdom)

Sebastião Salgado (Brazil)

Susan Sarandon
(United States)

Maxim Vengerov
(Russian Federation)

Serena Williams
(United States)

Many National Committees monitored progress in implementing the Convention on the Rights of the Child in their countries and reported their findings to the Committee on the Rights of the Child. In 2012, the Canadian UNICEF Committee organized the 'Turn up the Volume' campaign to raise public awareness about children's rights and Canada's track record in fulfilling its obligations under the Convention. The Committee urged people to watch the live webcasts of the plenary dialogue, contribute to a parallel blog and contact Members of Parliament.

In Europe, several National Committees (Belgium, Germany, Greece, Ireland, Italy, Portugal, Spain, the United Kingdom and others) worked with UNICEF to advocate for a European Union Recommendation on Child Poverty that would go beyond the monetary aspects of child poverty to cover adequate income support, access to quality services and children's participation. National Committees worked to build political will among policymakers and representatives in the EU member States based on evidence and policy analysis provided by UNICEF.

Goodwill Ambassadors

UNICEF's work in 2012 was supported by the tireless advocacy of 32 global, 14 regional and more than 200 national Goodwill Ambassadors. These champions for children participated in field visits, speaking engagements, social media outreach and public service announcements.

In February, Mia Farrow participated in the first-ever UNICEF Google Plus Hangout, interacting online with the public as well as with UNICEF staff members worldwide. The event was part of her visit to Chad and the Democratic Republic of the Congo, where she focused on UNICEF's efforts to eradicate polio and put a stop to children

associated with armed forces or groups and sexual violence against children. Along with Ms. Farrow, Ishmael Beah, David Beckham, Jackie Chan, Danny Glover, Angélique Kidjo, Yuna Kim, Lang Lang, Ricky Martin, Leo Messi, Sir Roger Moore, Shakira Mebarak and Serena Williams used social media to spotlight issues affecting children living in urban areas, the subject of UNICEF's flagship report, *The State of the World's Children 2012*, attracting unprecedented global coverage of its launch.

UNICEF's Eminent Advocate for Children, Her Majesty Queen Rania of Jordan, attended a panel discussion at the unveiling of the Global Education First Initiative at United Nations Headquarters in New York. In support of UNICEF's water, sanitation and hygiene efforts, Grammy-Award-winning musician Lenny Kravitz marked World Water Day in March through activity on Twitter, posts on Facebook and a column for a CNN-owned network. And British film and stage star and UNICEF Goodwill Ambassador Orlando Bloom visited South Africa to promote child protection and youth engagement.

A new collaborator with UNICEF, recording artist Lady Gaga visited Peru and South Africa in 2012 to bring attention to the importance of quality education and safe environments for children and families.

Social responsibility

Many corporations used their high profile to further the cause of children. To assist businesses in their corporate social responsibility, UNICEF led an extensive consultation process with the United Nations Global Compact and Save the Children, culminating in the release of Children's Rights and Business Principles in 2012. The Principles identify actions that businesses must take to respect children's rights in the workplace,

marketplace and community. UNICEF also developed tools to help companies implement the Principles, including the 'Children's Rights Checklist', 'Children are Everyone's Business' workbook and 'Children's Rights Reporting Guidance'.

In 2012, private sector contributions – largely raised through UNICEF National Committees and country offices from individual donors, businesses and foundations – totalled \$1,261 million. The United Kingdom-based airline easyJet raised more than £1 million in six months through its passengers' generosity to the Change for Good programme. The Japanese apparel designer, manufacturer and retailer UNIQLO and professional tennis player Novak Djokovic galvanized support for UNICEF's education programmes through the Clothes for Smiles project.

Concurrently in 2012, alliances with existing major corporate partners were strengthened through an integrated approach focusing on the long term. Among these valued partners are ING, Futbol Club Barcelona, Gucci, H&M, IKEA, Mont Blanc and Pampers. UNICEF and the IKEA Foundation celebrated over 10 years of collaboration; the partnership's promotion of child rights and efforts to address the root causes of child labour have led to improvements in the lives of more than 74 million children in India. Havaianas celebrated its 50th anniversary with a limited edition of sandals; 100 per cent of net sales were donated to UNICEF Brazil, totalling around \$350,000.

Social media bolstered the efforts of UNICEF and its numerous partners in raising funds and awareness of children's issues. Through its global Facebook, Twitter and YouTube platforms, as well as social media presence in several countries, UNICEF kept the world connected to the pressing needs of children. Between 1 January and 31 December, UNICEF's presence on its global Twitter



platform more than doubled, from more than 707,000 to nearly 1.5 million followers. UNICEF gained more than 1 million new fans on Facebook in 2012, ending the year with 2.3 million followers. And in 2012, UNICEF's YouTube channels, with videos in Arabic, Chinese, English, French and Spanish, had more than 3.5 million views and 20,000 new subscribers. UNICEF China, which has official accounts on the two most popular microblogging platforms, boasted more than 2 million followers and almost 1.4 million views on the Youku video channel.



New strategies, improved governance

UNICEF responded to the economic challenges of 2012 by maximizing resources to save and improve the lives of children. UNICEF streamlined decision-making, leveraged innovation, strengthened programme monitoring and broadened partnerships.

Continuing its push to ensure greater transparency and accountability, UNICEF became a signatory to the International Aid Transparency Initiative (IATI) in April 2012, resulting in the public disclosure of all internal audits and annual programme reports and an expanded release of financial information.

UNICEF realized considerable savings through strategic business improvements. Working with a new travel agency and integrating traveller, trip and visa processing lowered travel costs, as did shared travel planning in a number of countries and the promotion of video meetings and teleconferencing across all offices. In 2012, letting travellers choose cost-efficient routing and service class saved more than \$500,000 on ticket sales alone. The use of PaperSmart – an online portal that provides secure access to documents and information related to specific meetings – and digital and print-on-demand technology resulted in significant savings and a decreased carbon footprint by eliminating unnecessary printings for meetings and conferences.

The Bridge Fund, established by the United States Fund for UNICEF through contributions of foundations, corporations, financial institutions and philanthropists, is a pool of cash that reduces the gap between a critical need for supplies and available funding. In addition to ensuring that essential goods reach children quickly, the Fund also enabled UNICEF to obtain better prices and reduce shipping costs. In 2012, the account was used for the food crisis in the Sahel and the purchase of desks and literacy kits that benefited 30,000 children in Mozambique. At year's end, a \$17 million guarantee from the Bridge Fund was expected to generate savings of \$10 million from reduced prices for oral polio vaccines.

UNICEF has consolidated research and knowledge management into a dedicated Office of Research in Florence, Italy. In 2012, the Standing Committee on Policy and Research was established to provide a forum for coordinating and promoting evidence in UNICEF's programmes and policies.

THE TOTAL VALUE
OF SUPPLIES
AND
SERVICES
PROCURED
BY UNICEF
IN 2012
EXCEEDED
\$2.4
BILLION.

Evaluations helped to fine-tune strategies and measure the effectiveness of innovations. In 2012, UNICEF undertook a major evaluation of child protection in emergencies. UNICEF finalized and disseminated a global meta-analysis of 52 evaluations of UNICEF child protection programmes, and with UNFPA initiated a study on the UNFPA-UNICEF Joint Programme on Female Genital Mutilation/Cutting. UNICEF also compiled and distributed lessons learned from its response to the Horn of Africa crisis and real-time independent assessments in the Sahel.

Audits reviewed a broad cross-section of UNICEF's activities, offices and functions. UNICEF's internal auditors completed 29 audit and advisory reports during 2012. The resulting 236 recommendations related to governance, programme management and administrative and operational support in country offices and other parts of the organization.

Issues raised by the auditors in 2012 included the segregation of duties in financial management, the timely transfer of funds and delivery of supplies to implementing partners and asset management. Audit teams worked with offices to identify and follow up on corrective actions to be taken. All internal audit reports issued after 30 September 2012 were posted online, at: <www.unicef.org/auditandinvestigation/index_65755.html>.

Behind the scenes

Management and operations remained vital, but often unnoticed, in UNICEF's mission.

The total value of supplies and services procured in 2012 exceeded \$2.4 billion, with services exceeding \$0.5 billion. Price reductions were achieved through a number of strategies aimed at establishing greater market stability, product availability and affordability.

Strategic contracting, special financing arrangements, improved forecasting,

prepositioning of supplies, and standardization of product specifications resulted in lower prices or reduced freight costs for several commodity groups including vaccines, antiretroviral medicines, ready-to-use therapeutic foods and emergency shelter. Significant partnerships included the GAVI Alliance, the Bill & Melinda Gates Foundation and the United States Fund for UNICEF.

In 2012, temporary supply hubs were established in Amman, Jordan, and Mersin, Turkey, to accelerate the delivery of supplies to the Middle East and North Africa region.

UNICEF's work is carried out by dedicated staff worldwide, enlisted for their expertise and passion. At the end of 2012, UNICEF had about 11,500 staff, with 87 per cent working in country and regional offices and 13 per cent in headquarters locations. The organization's online recruitment system (e-Recruitment) continued to be utilized and, together with innovative hiring processes such as talent groups, has sped up the hiring time for international professional staff to an average of 99 days in 2012 compared with 137 days in 2008. Talent groups, made up of candidates who have previously been assessed for the same functional area and level, offer hiring offices the option of direct selection.

Gender equality and overall diversity remained a key tenet of UNICEF's hiring practices. At the close of 2012, women made up roughly half – 48 per cent – of the workforce. International professional recruitment of staff from programme countries had increased to 52 per cent.

Staffing for humanitarian responses constituted a major portion of UNICEF's human resources function. Rapid emergency deployment required 481 humanitarian personnel, with 62 per cent of surge deployments in response to the food and nutrition crisis in the Sahel, and to conflicts in Mali and the Syrian Arab Republic. UNICEF maintained Immediate

Response Teams of emergency experts on the ready for rapid deployment in large-scale emergencies.

UNICEF helped to develop the normative guidance of the Inter-Agency Standing Committee's Transformative Agenda, particularly to define the protocols related to a system-wide response in a large-scale, sudden-onset humanitarian crisis (Level 3), as well as to improve the humanitarian programme cycle, cluster activation and deactivation, and monitoring for results in humanitarian situations.

The well-being of all staff remained primary. Personnel who worked in humanitarian emergencies were offered services to ameliorate the resulting psychological pressure and physical stress. In 2012, a total of 231 consultations were provided to staff deployed to countries including Afghanistan, the Democratic Republic of the Congo, Kenya and the Syrian Arab Republic.

Resources

UNICEF depends on the generosity and commitment of donors – both public and private – to help children survive and thrive. The organization derives its revenue from two primary funding sources: unrestricted regular resources and other resources, which are restricted to specific programmatic themes.

Regular resources were crucial, as they provided the organization the flexibility to address the most pressing issues for children and their families. They enabled UNICEF to maintain a global presence, to implement the key priorities of the medium-term strategic plan, and to quickly respond to changing circumstances and emerging challenges.

Regular resources also ensured that the organization could advocate for children's rights in all corners of the world, while investing in innovative projects that could be brought to scale to reach more children. These unrestricted monies, which

assure steady and predictable funding, furthered the goal of equity by allowing the organization to shift funds to cover funding gaps and to reach the most marginalized and vulnerable communities.

Regular resources have allowed UNICEF to seize opportunities within both fast-moving policy environments and emerging humanitarian contexts. UNICEF's decisive response in countries such as South Sudan and Yemen underscored the critical necessity of regular resources, which provide flexible funding to meet needs where they are greatest.

Other resources, or soft-earmarked pooled funds for thematic issues or emergencies, are the second preferred type of contributions because they are earmarked for specific programmes, at either the global, regional or country level. There remained a concern, however, that other resources would continue to rise at a significantly higher pace than regular resources, and that within the other resources envelope funding would become significantly restricted.

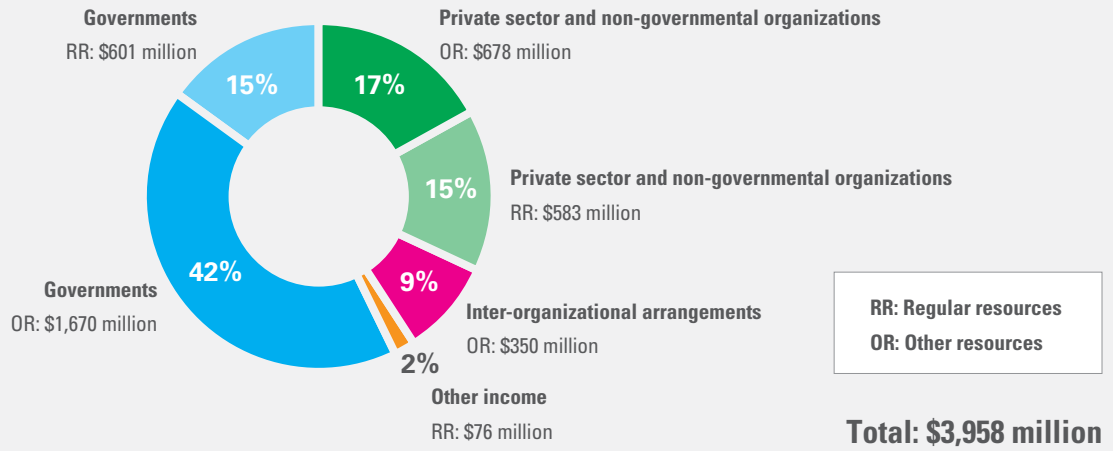
In 2012, UNICEF's revenue was recognized in accordance with IPSAS. The change in accounting policy from United Nations System Accounting Standards (UNSAS) to IPSAS may not allow meaningful comparisons between 2012 figures and prior years as historical trend data could not be restated. Total revenue in 2012 was \$3,958 million, including \$1,260 million in regular resources (32 per cent of all revenue) and \$2,698 million in other resources (68 per cent). Of this latter amount, only \$287 million was remitted as flexible thematic income, underscoring a continuing trend among donors to tie their aid to specific UNICEF projects.

As global economic uncertainty remains the norm, UNICEF will continue to judiciously manage funds to protect and care for the world's most precious resource – its children.

IN 2012,
UNICEF DEPLOYED
481
HUMANITARIAN
PERSONNEL,
WITH
62 PER CENT
OF SURGE
DEPLOYMENTS
IN RESPONSE
TO CRISES
IN MALI,
THE SAHEL
AND
THE SYRIAN
ARAB REPUBLIC.

Figure 3

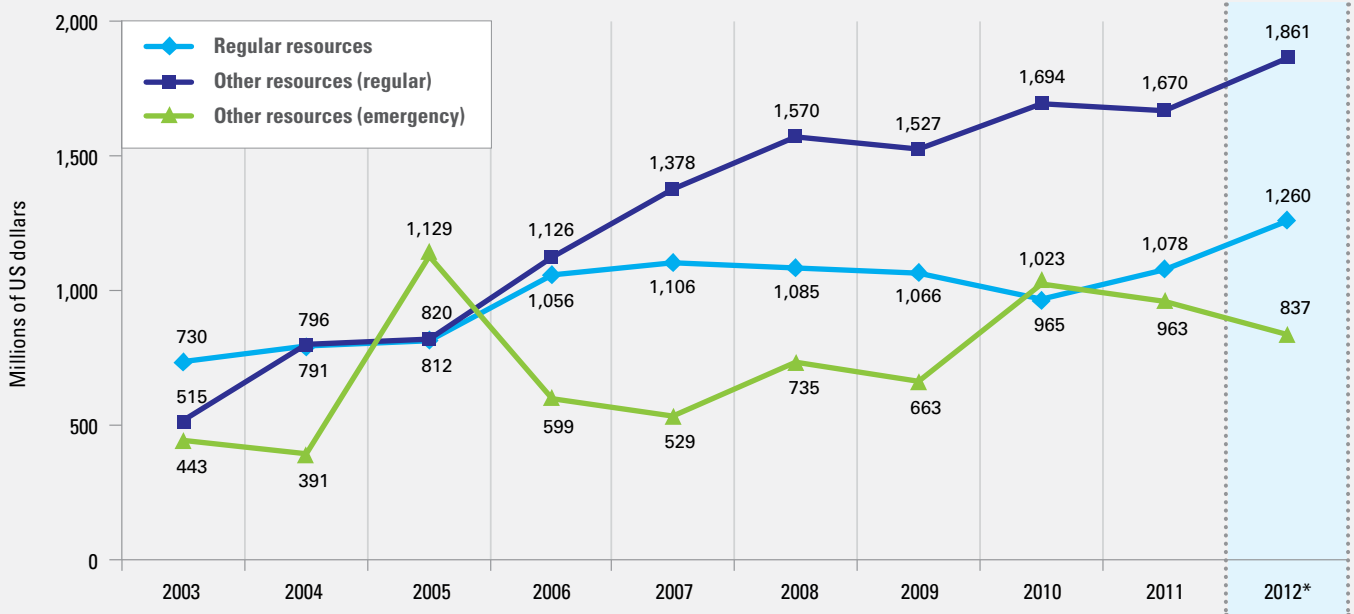
Total UNICEF revenue by source and funding type, 2012*
(in US dollars)



* In 2012, revenue was recognized in accordance with International Public Sector Accounting Standards (IPSAS).

Figure 4

UNICEF revenue, 2003–2012*



* Limits on comparability: The change in accounting standards in 2012 from United Nations System Accounting Standards (UNSAS) to International Public Sector Accounting Standards (IPSAS) may not allow meaningful comparisons between 2012 figures and prior years as historical trend data could not be restated.

Table 2**Thematic contributions, 2010–2012***
(in millions of US dollars)

	2010	2011	2012*
Young child survival and development	32.6	28.4	40.5
Basic education and gender equality	132.3	127.9	122.1
Child protection	53.1	18.8	17.9
HIV/AIDS and children	10.3	7.3	11.4
Policy advocacy and partnerships for children's rights	12.8	4.1	6.3
Humanitarian assistance	332.4	186.7	88.6

*Limits on comparability: The change in accounting standards in 2012 from United Nations System Accounting Standards (UNSAS) to International Public Sector Accounting Standards (IPSAS) may not allow meaningful comparisons between 2012 figures and prior years as historical trend data could not be restated.

Table 3**Top 20 government and intergovernmental donors, 2012**
(in thousands of US dollars)

	Regular resources	Other resources		Total*
		regular	emergency	
United Kingdom	63,492	213,792	57,219	334,503
United States	131,755	115,990	86,353	334,097
Norway	80,546	141,049	12,689	234,283
European Commission	–	137,869	89,978	227,847
Japan	17,300	59,117	120,995	197,412
Canada	18,000	113,957	47,559	179,516
Sweden	69,974	59,040	32,317	161,332
Netherlands	42,289	73,603	8,571	124,463
Australia	35,595	33,715	18,708	88,018
Germany	8,077	12,529	39,997	60,603
Denmark	29,055	10,409	14,449	53,913
Finland	21,144	11,000	9,314	41,458
Belgium	24,748	6,152	8,129	39,028
Switzerland	21,598	8,958	1,959	32,515
Ireland	10,992	13,960	1,329	26,282
France	1,328	16,501	1,369	19,198
Saudi Arabia	1,000	7,600	5,361	13,961
Spain	3,808	219	8,009	12,036
Italy	–	5,906	5,954	11,860
Luxembourg	3,519	3,971	639	8,129

*Totals may differ slightly due to rounding.

Table 4

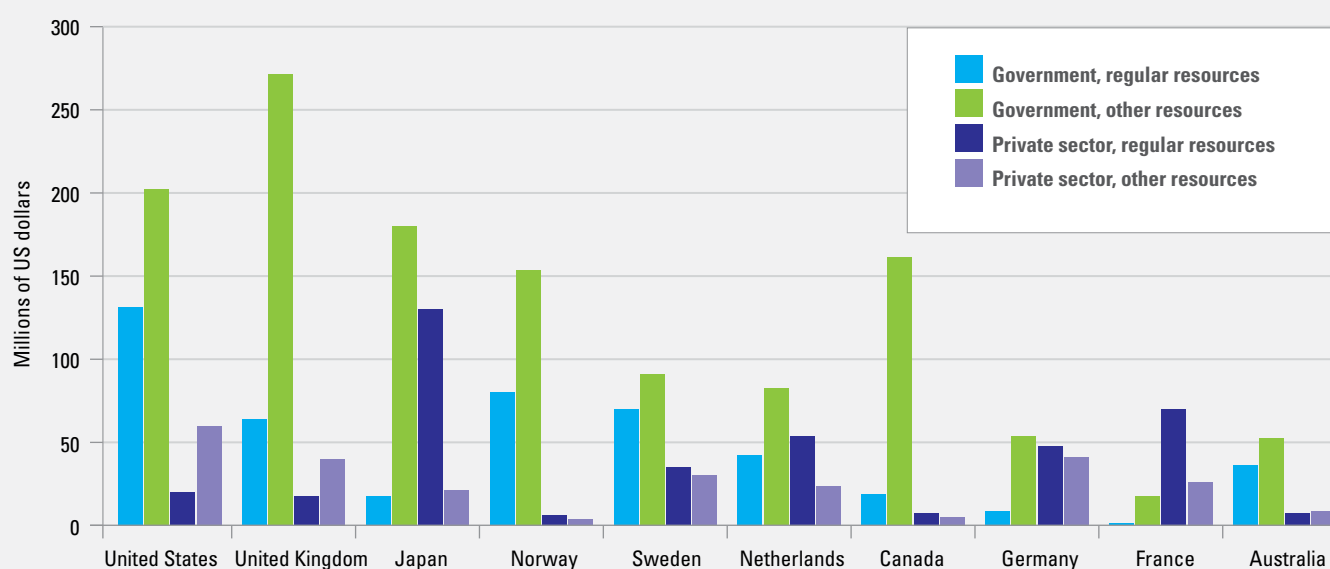
Top 20 National Committee donors, 2012

(in thousands of US dollars)

	Regular resources	Other resources		Total
		regular	emergency	
Japan	129,924	14,722	6,335	150,981
France	69,393	16,127	9,943	95,463
Germany	47,422	31,690	9,780	88,892
United States	19,900	51,051	9,071	80,022
Netherlands	53,482	16,095	7,339	76,916
Sweden	34,806	28,978	1,105	64,889
Republic of Korea	43,067	19,967	1,234	64,268
United Kingdom	17,830	30,892	9,187	57,909
Italy	27,452	19,870	3,760	51,082
Spain	30,601	11,346	6,338	48,285
Switzerland	5,832	11,613	1,302	18,747
Finland	13,291	4,613	516	18,420
Denmark	9,269	7,065	1,084	17,418
Australia	6,835	5,482	3,602	15,919
Belgium	8,019	5,128	1,956	15,103
Hong Kong, China	7,114	5,948	221	13,283
Canada	7,167	2,950	2,396	12,513
Norway	6,007	3,512	238	9,757
Austria	4,691	1,081	609	6,381
Portugal	3,204	1,273	331	4,808

Figure 5

Top 10 countries by donor and funding type, 2012*



* Includes contributions from governments and UNICEF National Committees; excludes intergovernmental, non-governmental, inter-organizational and pooled funds contributions.

Table 5

Corporate sector and foundation alliances contributing \$100,000 or more to UNICEF in 2012

GLOBAL ALLIANCES

Futbol Club Barcelona
Gucci
H & M Hennes & Mauritz AB
IKEA Foundation
ING
International Zinc Association
Kiwanis International
MAC AIDS Fund
Nokia Corporation
Procter & Gamble (Pampers, Wella, Boss Orange)
Unilever Foundation
UNIQLO
Change for Good® (Aer Lingus (Ireland), Alitalia (Italy), All Nippon Airways (Japan), American Airlines (US), Asiana Airlines (Republic of Korea), Cathay Pacific (Hong Kong, China), easyJet (United Kingdom), Finnair (Finland), Japan Airlines (Japan), LAN (Peru), Qantas (Australia))
Check Out for Children® (Starwood Hotels & Resorts)

MULTI-COUNTRY AND NATIONAL ALLIANCES

Angola

Chevron
Total
BP Foundation

Argentina

ACE Seguros S.A.
BANELCO
Carrefour pharmacy
OCA

Australian Committee for UNICEF Limited

Commonwealth Bank of Australia
Football Aid
Minerals and Metals Group
3P Learning

Belgian Committee for UNICEF

buy aid N.V.
EskoArtwork
GlaxoSmithKline Biologicals
Hallmark Cards Belgium NV
Umicore

Brazil

Alpargatas SA
Centrais Elétricas do Pará S.A. – Celpa

Companhia de Energia Elétrica do Estado do Tocantins (Celtins)
Companhia Energética do Ceará (Coelce)
Fundação Itaú Social
Petróleo Brasileiro S.A. (Petrobras)
Rio Grande Energia (RGE)
Sanofi-Aventis Farmacêutica Ltda.
Fundação Telefônica Vivo

Bulgaria

Piraeus Bank Bulgaria AD
Happy Bar & Grill

Canadian UNICEF Committee

Sherritt International Corporation
Teck Resources Limited
Hallmark Canada
Pier 1 Imports
International Artcrafts Co. Ltd.

China

Baidu Online Network Technology (Beijing) Co., Ltd.
Hewlett-Packard Global Social Innovation
Porsche (China) Motors Ltd.

Colombia

Banco Bilbao Vizcaya Argentaria, S.A.
Ecopetrol S.A.
Fundación John Ramírez Moreno
Fundación Leo Messi

Croatia

Hrvatski Telekom d.d.

Danish Committee for UNICEF

Obel Family Foundation
The VILLUM FOUNDATION

Dutch Committee for UNICEF

Nationale Postcode Loterij
UNIQUE Nederland B.V.
Schiphol Group
Wavin Group

Ecuador

Diners Club

Egypt

Etisalat Misr
The Coca-Cola Africa Foundation

Finnish Committee for UNICEF

Eva Ahlström Foundation

French Committee for UNICEF

CARREFOUR
HYPERMARCHES

Clairefontaine Rhodia
DOMOTI
Meubles IKEA France
Rythm
Sanofi
Groupe SEB
Vertbaudet
La Société des Eaux de Volvic

German Committee for UNICEF

AUDI AG
Commerzbank AG
DEKRA SE
Deutsche Bank Foundation
Harold A. und Ingeborg L. Hartog Foundation
HUGO BOSS AG
PAYBACK GmbH
United Internet for UNICEF Foundation

Hellenic National Committee for UNICEF

Diners Club of Greece S.A.

Hong Kong Committee for UNICEF

The Children's Education and Social Welfare Trust Fund of Intercoop Limited Trustees Incorporated

Icelandic National Committee for UNICEF

Aurora Foundation

India

Exide Industries Limited
Johnson & Johnson Limited
Rio Tinto
Woodland Worldwide

Indonesia

PT Bank Central Asia Tbk.
PT Indomarco Prismatama

UNICEF Ireland

The Cathal Ryan Trust

Italian Committee for UNICEF

Agos
Autostrade
Foxy
UniCredit Foundation

Japan Committee for UNICEF

AEON
AEON MALL Co., Ltd
AMUSE INC.
B-R 31 ICE CREAM CO., LTD.
Chiba Co-Operative Society
Circle K Sunkus Co., Ltd.
Consumers' Co-Operative Kobe
Consumers Co-Operative Sapporo

CO-OP NET BUSINESS ASSOCIATION
Fuji Television Network, Inc. (FNS Charity Campaign)
Honda Motor Co., Ltd.
JAPAN POST BANK Co., Ltd.
Japanese Consumers' Co-operative Union
Kanagawa Consumers' Co-Operative Society
Kansai Telecasting Corporation (FNS Charity Campaign)
KYOKUTO ASSOCIATES Co., Ltd.

LION Corporation
MASTER CUTLERY CORPORATION
MITSUBOSHI BELTING LTD.
MPS17

Nichi-Iko Pharmaceutical Co., Ltd.

NIPPONKOA Insurance Company, Limited
Plenus Co., Ltd.

RINGBELL co., Ltd.
SAGANO REAL ESTATE CO., LTD.

SARAYA CO., LTD.

Sony Corporation
Sugarlady Inc.

Sumitomo Mitsui Card Co., Ltd.

The Bank of Tokyo-Mitsubishi UFJ, Ltd.

UC Card Co., Ltd.
Volvic

Korean Committee for UNICEF

Able C&C Co., Ltd.
Domino's Pizza
Meritz Fire & Marine Insurance Co., Ltd.
Samsung Engineering Co., Ltd.

Mexico

Banco Santander (México) S.A.
Controladora Comercial Mexicana S.A. de C.V.
Fundación Carlos Slim, A.C.
Fundación Leo Messi
Laboratorios Liomont S.A. de C.V.
Fundación PepsiCo México, A.C.

Norwegian Committee for UNICEF

Cubus AS
IKEA (Norway)

Table 5
(continued)

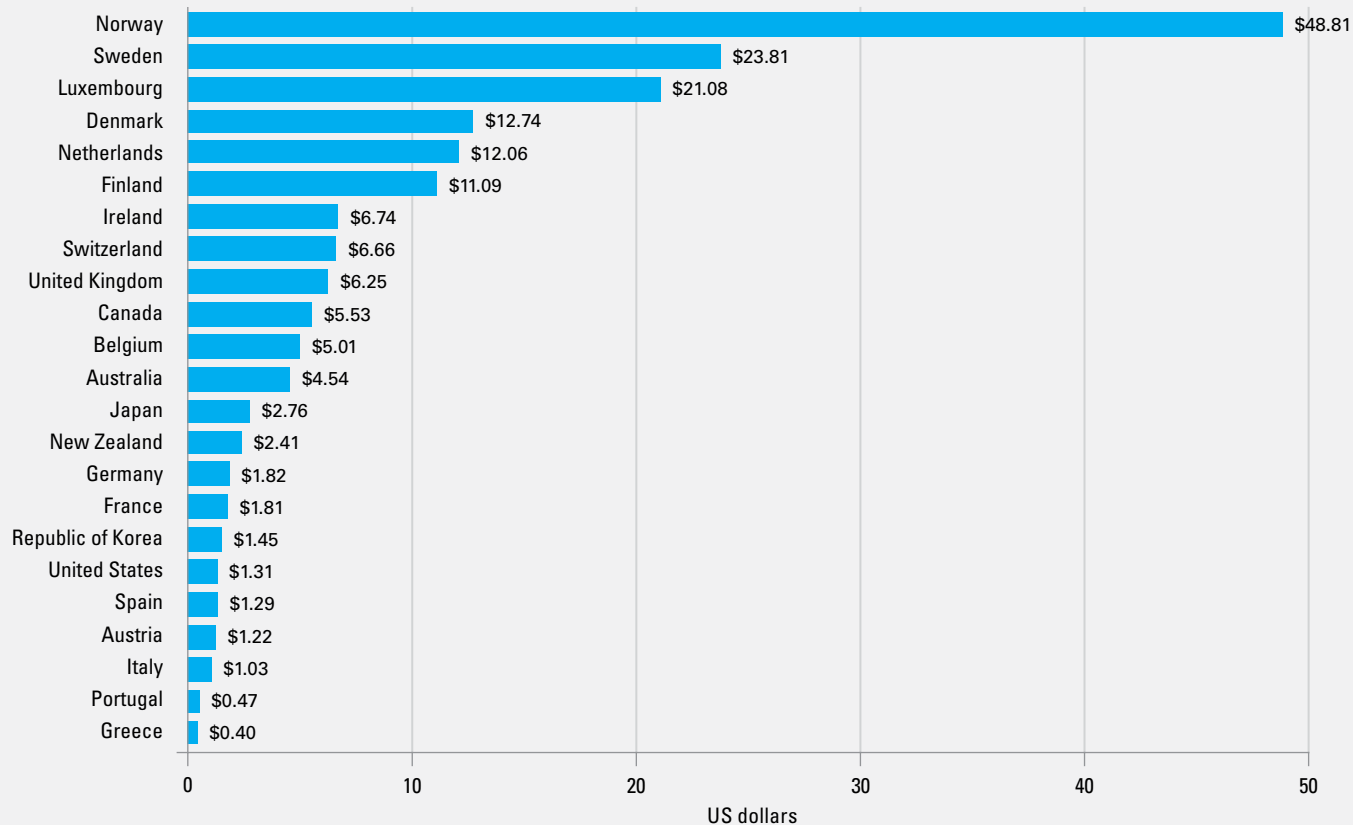
Corporate sector and foundation alliances contributing \$100,000 or more to UNICEF in 2012

Kaizers Orchestra	Banco Español de Crédito S.A. (BANESTO)	CBRE Limited	Becton Dickinson and Company
KIWI Norge AS	Bankia, S.A.	Clarks	Caterpillar Foundation
MedHum	Grupo Jané	Freshfields Bruckhaus Deringer	Crocs, Inc.
NHH Students Association	La Caixa	FTSE International Limited	Dell Inc.
Nordic Choice Hotels AS	Meliá Hotels International	ITP Trust	GE Foundation
Norwegian Air Shuttle ASA	Swedish Committee for UNICEF	The Kantar Group Limited	Google Inc.
Rieber & Søn ASA	Gina Tricot	Manchester United Limited	IKEA (USA)
Statoil ASA	M-magasin	Marks & Spencer plc	Jefferies & Company, Inc.
Telenor Group	Svenska PostkodLotteriet	State Street Corporation	Johnson & Johnson
Peru	Tieto Sweden AB	The Co-operative Group Ltd.	L'Oréal USA – Giorgio Armani Fragrances
Profuturo AFP	Swiss Committee for UNICEF	The Independent	Merck
Philippines	MSC Crociere S.A.	RTwinings and Company Limited	Microsoft Corporation
SM Prime Holdings, Inc.	Roche Employee Action and Charity Trust	Visa Europe	Pier 1 Imports, Inc.
Polish National Committee for UNICEF	Thailand	United Arab Emirates	Pfizer Inc.
ITAKA	Sansiri Public Company Limited	UAE Exchange Centre LLC	The NASDAQ OMX Group, Inc.
South Africa	United Kingdom Committee for UNICEF	United States Fund for UNICEF	The UPS Foundation
Discovery Fund	Barclays Bank PLC	Adobe Systems Incorporated	The Walt Disney Company
The ELMA Foundation		American Airlines	Turner Broadcasting System, Inc.
Spanish Committee for UNICEF		Apple Records Inc.	
Arbora & Ausonia			

Figure 6

Per capita contributions to UNICEF, 2012*

Member countries of the Development Assistance Committee (DAC) of the Organisation for Economic Co-operation and Development (OECD)



* Includes contributions from governments and UNICEF National Committees.

Table 6

Regular resource funding of country programmes

UNICEF's Country Programmes of Cooperation are approved by the Executive Board for multi-year periods and are funded from regular resources, the amounts of which are shown here. UNICEF expands on these programmes, including during humanitarian crises, with restricted funds known as other resources. (All amounts are in US dollars.)

SUB-SAHARAN AFRICA

Eastern and Southern Africa

Angola	
2009–2013	\$37,419,485
Botswana	
2010–2014	\$3,750,000
Burundi	
2010–2014	\$49,425,970
Comoros	
2008–2014	\$3,743,000
Eritrea	
2007–2012	\$11,781,634
Ethiopia	
2012–2015	\$160,212,000
Kenya	
2009–2013	\$55,775,400
Lesotho	
2008–2012	\$5,170,000
Madagascar	
2008–2013	\$57,057,246
Malawi	
2012–2016	\$46,950,000
Mozambique	
2012–2015	\$64,036,000
Namibia	
2006–2013	\$4,835,000
Rwanda	
2008–2013	\$54,842,000
Somalia	
2011–2015	\$42,325,000
South Africa	
2007–2012	\$5,923,452
South Sudan	
2012–2013	\$10,536,000
Swaziland	
2011–2015	\$3,755,000
Uganda	
2010–2014	\$106,440,000
United Republic of Tanzania	
2011–2015	\$74,692,000
Zambia	
2011–2015	\$42,795,000
Zimbabwe	
2012–2015	\$19,004,000

West and Central Africa

Benin	
2009–2013	\$25,674,377

Burkina Faso	
2011–2015	\$75,745,000
Cameroon	
2008–2012	\$30,264,000
Cape Verde	
2012–2016	\$3,750,000
Central African Republic	
2012–2016	\$19,315,000
Chad	
2012–2016	\$56,585,000
Congo	
2009–2013	\$6,169,795
Côte d'Ivoire	
2009–2013	\$41,219,066
Democratic Republic of the Congo	
2008–2012	\$273,587,687
Equatorial Guinea	
2008–2012	\$3,680,000
Gabon	
2012–2016	\$3,750,000
Gambia	
2012–2016	\$5,355,000
Ghana	
2012–2016	\$43,055,000
Guinea	
2007–2012	\$33,054,936
Guinea-Bissau	
2008–2013	\$12,548,000
Liberia	
2008–2012	\$24,815,000
Mali	
2008–2013	\$76,401,999
Mauritania	
2012–2016	\$9,020,000
Niger	
2009–2013	\$93,858,580
Nigeria	
2009–2013	\$249,562,159
Sao Tome and Principe	
2012–2016	\$3,750,000
Senegal	
2012–2016	\$26,730,000
Sierra Leone	
2008–2012	\$42,322,000
Togo	
2008–2013	\$20,328,056

ASIA

East Asia and the Pacific

Cambodia	
2011–2015	\$32,530,000
China	
2011–2015	\$50,615,000
Democratic People's Republic of Korea	
2011–2015	\$9,305,000
Indonesia	
2011–2015	\$27,700,000
Lao People's Democratic Republic	
2012–2015	\$7,860,000
Malaysia	
2011–2015	\$3,750,000
Mongolia	
2012–2016	\$3,750,000
Myanmar	
2011–2015	\$83,585,000
Pacific Islands ¹	
2008–2012	\$27,500,000
Papua New Guinea	
2012–2015	\$5,772,000
Philippines	
2012–2016	\$15,495,000
Thailand	
2012–2016	\$4,165,000
Timor-Leste	
2009–2013	\$5,346,828
Viet Nam	
2012–2016	\$18,050,000

South Asia

Afghanistan	
2010–2013	\$157,668,000
Bangladesh	
2012–2016	\$112,410,000
Bhutan	
2008–2013	\$5,632,917
India	
2008–2012	\$206,092,000
Maldives	
2011–2015	\$3,750,000
Nepal	
2008–2012	\$33,878,000
Pakistan	
2009–2012	\$65,329,000
Sri Lanka	
2008–2012	\$4,000,000

Table 6
(continued)

Regular resource funding of country programmes

CEE/CIS		Latin America and the Caribbean			
Albania		Argentina		Panama	
2012–2016	\$3,750,000	2010–2014	\$3,750,000	2012–2015	\$3,000,000
Armenia		Belize		Paraguay	
2010–2015	\$4,500,000	2007–2012	\$3,987,182	2007–2013	\$5,167,441
Azerbaijan		Bolivia (Plurinational State of)		Peru	
2011–2015	\$4,585,000	2008–2012	\$6,637,000	2012–2016	\$3,750,000
Belarus		Brazil		Uruguay	
2011–2015	\$3,750,000	2012–2016	\$3,750,000	2011–2015	\$3,750,000
Bosnia and Herzegovina		Chile		Venezuela (Bolivarian Republic of)	
2010–2014	\$3,750,000	2012–2016	\$3,750,000	2009–2013	\$3,748,491
Bulgaria		Colombia		Middle East and North Africa	
2010–2012	\$2,250,000	2008–2014	\$4,450,000	Algeria	
Georgia		Costa Rica		2012–2014	\$2,772,000
2011–2015	\$3,750,000	2008–2012	\$3,600,000	Djibouti	
Kazakhstan		Cuba		2008–2012	\$3,950,000
2010–2015	\$5,322,000	2008–2013	\$4,318,352	Egypt	
Kyrgyzstan		Dominican Republic		2007–2013	\$17,731,000
2012–2016	\$4,600,000	2012–2016	\$3,750,000	Iran (Islamic Republic of)	
Montenegro		Eastern Caribbean Islands ³		2012–2016	\$7,210,000
2012–2016	\$3,750,000	2012–2016	\$16,000,000	Iraq	
Republic of Moldova		Ecuador		2011–2014	\$7,936,000
2007–2012	\$5,364,715	2010–2014	\$3,750,000	Jordan	
Romania		El Salvador		2008–2012	\$3,634,000
2010–2012	\$2,250,000	2012–2015	\$3,000,000	Lebanon	
Serbia ²		Guatemala		2010–2014	\$3,750,000
2011–2015	\$2,500,000	2010–2014	\$4,230,000	Morocco	
Tajikistan		Guyana and Suriname		2012–2016	\$6,045,000
2010–2015	\$12,012,000	2012–2016	\$7,500,000	State of Palestine ⁴	
The former Yugoslav Republic of Macedonia		Haiti		2011–2013	\$12,091,098
2010–2015	\$4,500,000	2009–2012	\$11,771,973	Sudan	
Turkey		Honduras		2009–2012	\$28,585,827
2011–2015	\$4,180,000	2012–2016	\$3,750,000	Syrian Arab Republic	
Turkmenistan		Jamaica		2007–2013	\$4,862,881
2010–2015	\$5,058,000	2012–2016	\$3,750,000	Tunisia	
Ukraine		Mexico		2007–2013	\$4,214,889
2012–2016	\$4,075,000	2008–2013	\$4,350,000	Yemen	
Uzbekistan		Nicaragua		2012–2015	\$28,612,000
2010–2015	\$19,734,000	2008–2012	\$4,160,000		

UNICEF cooperated with 155 countries, areas and territories in 2012: 45 in sub-Saharan Africa (ESARO and WCARO); 35 in Latin America and the Caribbean (TACRO); 35 in Asia (EAPRO and ROSA); 19 in the Middle East and North Africa (MENARO); and 21 in Central and Eastern Europe and the Commonwealth of Independent States (CEE/CIS). The total includes countries that receive regular resources as well as other resources.

¹ Includes the Cook Islands, Federated States of Micronesia, Fiji, Kiribati, the Marshall Islands, Nauru, Niue, Palau, Samoa, Solomon Islands, Tokelau, Tonga, Tuvalu and Vanuatu.

² Serbia includes Kosovo, currently under United Nations administration.

³ Includes Antigua and Barbuda, Barbados, the British Virgin Islands, Dominica, Grenada, Montserrat, Saint Kitts and Nevis, Saint Lucia, Saint Vincent and the Grenadines, Trinidad and Tobago, and Turks and Caicos Islands.

⁴ UNICEF is providing assistance for Palestinian children and women for 2011–2013 in the following places: State of Palestine (\$6,390,462), Lebanon (\$2,700,000), Jordan (\$1,500,000) and the Syrian Arab Republic (\$1,500,636). By resolution A/RES/67/19 of 29 November 2012, the United Nations General Assembly accorded non-member observer State status to Palestine.

Table 7

Total UNICEF revenue by source of funding, 2012¹

(in US dollars)

Donor	REGULAR RESOURCES				OTHER RESOURCES ²				Grand total	
	Public sector		Private sector ³		Other revenue	Public sector		Private sector		
	Government	Inter-organizational arrangements	National Committees	Other contributions		Government	Inter-organizational arrangements	National Committees		Other contributions
Afghanistan	1,000								1,000	
Andorra	98,685		285,122		150,982		328,608		863,398	
Angola								1,647,000	1,647,000	
Argentina	25,000			6,562,308				11,526,343	18,113,651	
Armenia	6,000							7,572	13,572	
Australia	35,594,944		6,835,048		52,422,589		9,084,018		103,936,599	
Austria	1,460,822		4,691,475		2,380,107		1,690,714		10,223,118	
Azerbaijan								31,826	31,826	
Bangladesh	34,500								34,500	
Barbados	4,000							15,950	19,950	
Belgium	24,747,565		8,018,537		14,280,160		7,083,807		54,130,069	
Belize					125,010				125,010	
Bolivia					190,581				190,581	
Bosnia and Herzegovina								43,414	43,414	
Brazil				51,710	4,645,044			8,686,831	13,383,585	
Bulgaria	10,000			19,526				652,067	681,594	
Cambodia					60,000				60,000	
Cameroon	40,400								40,400	
Canada	18,000,000		7,166,999		161,516,475		5,346,471		192,029,946	
Central African Republic					235,220				235,220	
Chile	77,000			73,632				1,319,857	1,470,489	
China	1,300,000			11,068				6,135,087	7,446,155	
Colombia				45,172				4,470,191	4,515,363	
Comoros					378,807				378,807	
Costa Rica	11,426							10,883	22,309	
Croatia				527,791				1,687,685	2,215,477	
Cuba	10,000								10,000	
Cyprus				812,700	25,989				838,688	
Czech Republic			2,237,352		130,073		910,131		3,277,556	
Democratic Republic of the Congo					2,345,973				2,345,973	
Denmark	29,054,750		9,268,513		24,857,765		8,148,830		71,329,857	
Djibouti								50,547	50,547	
Dominican Republic								112,448	112,448	
Ecuador	5,000			39,601				1,728,445	1,773,046	
Egypt					202,549			410,680	613,229	
Estonia	61,392		90,200		581,362				732,954	
Finland	21,144,260		13,291,035		20,313,272		5,129,734		59,878,301	
France	1,328,020		69,393,474		17,869,512		26,069,871		114,660,876	
Gabon					101,000			257,722	358,722	
Germany	8,076,870		47,422,248		52,526,073		41,470,013		149,495,203	
Ghana								9,343	9,343	
Gibraltar				1,034					1,034	
Greece			3,776,468		64,935		669,288		4,510,692	
Guyana	10,098							1,442	11,540	
Honduras	29,998								29,998	
Hong Kong, China	16,503		7,114,188				6,168,804		13,299,495	
Hungary	112,043		59,706		99,648		300,750		572,147	
Iceland	487,492		2,170,690				593,601		3,251,783	
India	772,540			526,823	812,580			4,222,709	6,334,652	
Indonesia	210,000			321,411				5,592,022	6,123,433	
Iran (Islamic Republic of)								9,518	9,518	
Ireland	10,991,936		1,970,008		15,289,612		2,761,950		31,013,506	
Israel	110,000		29,480				357,202		496,682	
Italy			27,452,050		11,860,047		23,630,168		62,942,265	

Table 7
(continued)

Total UNICEF revenue by source of funding, 2012¹
(in US dollars)

Donor	REGULAR RESOURCES				OTHER RESOURCES ²				Grand total	
	Public sector		Private sector ³		Other revenue	Public sector		Private sector		
	Government	Inter-organizational arrangements	National Committees	Other contributions		Government	Inter-organizational arrangements	National Committees		Other contributions
Jamaica									1,689	1,689
Japan	17,300,374		129,923,654			180,111,572		21,056,953		348,392,552
Kazakhstan	100,000								556,428	656,428
Kenya						107,100			386	107,486
Kosovo									6,596	6,596
Kuwait	200,000					250,000				450,000
Libya						1,028,152				1,028,152
Lithuania			38,756					47,646		86,402
Liechtenstein	55,127					156,740				211,867
Luxembourg	3,519,253		1,396,155			4,610,162		1,013,759		10,539,330
Madagascar						30,524			229,725	260,249
Malaysia	284,000			4,096,284		100,000			4,120,746	8,601,030
Mauritius									450	450
Mexico	214,000			30,086					3,940,459	4,184,545
Monaco	10,502					193,374				203,876
Mongolia	11,000					23,390				34,390
Morocco	76,205					152,581				228,786
Mozambique	2,000									2,000
Myanmar	1,841									1,841
Netherlands	42,288,520		53,481,916			82,174,821		23,434,357		201,379,614
New Zealand	4,535,160		2,823,029			1,919,926		1,549,775		10,827,891
Nicaragua	1,000									1,000
Nigeria	127,000								40,077	167,077
Norway	80,545,500		6,007,319			153,737,895		3,749,731		244,040,445
Oman						998,211				998,211
Pakistan	65,066									65,066
Panama						300,000				300,000
Paraguay									13,057	13,057
Peru				38,421					845,756	884,177
Philippines	62,603			414,615					3,903,794	4,381,012
Poland	105,452		67,354			405,850		1,683,495		2,262,150
Portugal	200,000		3,204,129					1,603,317		5,007,445
Qatar	100,000									100,000
Republic of Korea	3,200,000		43,066,582			3,242,415		21,201,815		70,710,812
Republic of Moldova	2,000									2,000
Romania									577,462	577,462
Russian Federation	1,000,000					1,500,000			215,701	2,715,701
San Marino								7,922		7,922
Saudi Arabia	1,000,000					12,960,976			53,334	14,014,310
Senegal						25,584				25,584
Serbia				256,367					163,174	419,542
Singapore	50,000									50,000
Slovakia	12,497							269,032		281,529
Slovenia			1,297,763					227,173		1,524,936
South Africa	30,144			5,592					1,858,159	1,893,895
Spain	3,808,218		30,601,465			8,227,802		17,684,774		60,322,259
Sri Lanka	15,500								3,558	19,058
Sweden	69,974,400		34,805,625			91,357,421		30,082,935		226,220,381
Switzerland	21,598,200		5,831,830			10,916,912		12,915,086		51,262,028
Thailand	247,172			2,847,230					10,948,944	14,043,345
Tunisia	28,572			12,156						40,728
Turkey	150,000		803,799					2,368,844		3,322,642
Tukmenistan	3,000									3,000
Ukraine									23,448	23,448
United Arab Emirates	100,000			3,911		4,994,974			1,674,696	6,773,581

Table 7
(continued)

Total UNICEF revenue by source of funding, 2012¹
(in US dollars)

Donor	REGULAR RESOURCES				OTHER RESOURCES ²				Grand total	
	Public sector		Private sector ³		Other revenue	Public sector		Private sector		
	Government	Inter-organizational arrangements	National Committees	Other contributions		Government	Inter-organizational arrangements	National Committees		Other contributions
United Kingdom	63,492,400		17,829,794			271,010,369		40,078,837		392,411,400
United States	131,755,000		19,899,939			202,342,444		60,122,689		414,120,071
Uruguay	21,400			201,080					1,635,721	1,858,201
Venezuela (Bolivarian Republic of)				2,300,434					524,842	2,825,275
Viet Nam	13,700								12,760	26,460
Zambia									350,000	350,000
Miscellaneous	105,280			363,056		19,547,328		32,400		20,048,064
<i>Revenue adjustments to prior years</i>	557,650		300,134			-1,227,793		-313,603	-471,691	-1,155,303
Subtotal	600,801,980		562,651,835	19,562,009		1,434,664,093		378,560,896	79,858,854	3,076,099,668
Intergovernmental organizations										
African Development Bank						1,750,000				1,750,000
African Union Commission						3,241,474				3,241,474
Asian Development Bank						270,000				270,000
European Commission						227,846,603				227,846,603
Inter-American Development Bank						275,000				275,000
OPEC Fund						1,380,978				1,380,978
Secretariat of Pacific Community						324,137				324,137
UNITAID						786,000				786,000
<i>Revenue adjustments to prior years</i>						-83,724				-83,724
Subtotal						235,790,468				235,790,468
Inter-organizational arrangements										
Food and Agriculture Organization (FAO)							194,032			194,032
International Organization for Migration (IOM)							639,126			639,126
Joint United Nations Programme on HIV/AIDS (UNAIDS)							21,640,588			21,640,588
Pan American Health Organization (PAHO)							885,695			885,695
United Nations Department of Peacekeeping Operations (UNDPKO)							596,953			596,953
United Nations Department of Safety and Security (UNDSS)							10,000			10,000
United Nations Development Group (UNDG)							542,194			542,194
United Nations Development Programme (UNDP)							115,168,534			115,168,534
United Nations Educational, Scientific and Cultural Organization (UNESCO)							10,000			10,000
United Nations Entity for Gender Equality and the Empowerment of Women (UN Women)							297,500			297,500
United Nations Environmental Programme (UNEP)							87,776			87,776
Office of the United Nations High Commissioner for Refugees (UNHCR)							10,000			10,000
United Nations Joint Programme							22,725,775			22,725,775

Table 7
(continued)

Total UNICEF revenue by source of funding, 2012¹
(in US dollars)

Donor	REGULAR RESOURCES					OTHER RESOURCES ²				Grand total
	Public sector		Private sector ³		Other revenue	Public sector		Private sector		
	Government	Inter-organizational arrangements	National Committees	Other contributions		Government	Inter-organizational arrangements	National Committees	Other contributions	
United Nations Mine Action Service (UNMAS)							825,116			825,116
United Nations Office for the Coordination of Humanitarian Affairs (OCHA)							130,597,715			130,597,715
United Nations Office at Geneva							4,081,297			4,081,297
United Nations Office for Project Services (UNOPS)							1,210,565			1,210,565
United Nations Population Fund (UNFPA)							12,890,388			12,890,388
United Nations Secretariat							200,000			200,000
United Nations Trust Fund for Human Security (UNTFHS)							3,254,485			3,254,485
World Bank							27,312,055			27,312,055
World Food Programme (WFP)							94,250			94,250
World Health Organization (WHO)							9,226,314			9,226,314
<i>Revenue adjustments to prior years</i>							-2,950,771			-2,950,771
Subtotal							349,549,590			349,549,590
Non-governmental organizations										
AIM – Association Intercooperation Madagascar									768,022	768,022
Bill & Melinda Gates Foundation									84,627,476	84,627,476
Danish Red Cross									13,500	13,500
GAVI Alliance									25,407,400	25,407,400
Global Alliance for Improved Nutrition (GAIN)									1,641,036	1,641,036
Global Fund to Fight AIDS, Tuberculosis and Malaria (GFATM)									38,315,224	38,315,224
International Development Research									132,222	132,222
Malaria No More (MNM)									150,000	150,000
Micronutrient Initiative									15,006,099	15,006,099
PACT, Inc.									1,571,008	1,571,008
Rotary International									30,377,908	30,377,908
Tetsuko Kuroyanagi, Japan				499,600					749,400	1,249,000
The Alexander Bodini Foundation									60,000	60,000
United Nations Foundation, Inc.									21,095,569	21,095,569
United Nations Women Guild									28,550	28,550
University of Notre Dame									300,000	300,000
World Vision									66,644	66,644
Miscellaneous				6,394						6,394
<i>Revenue adjustments to prior years</i>									-568,635	-568,635
Subtotal				505,994					219,741,423	220,247,418
Other revenue⁴					76,365,999					76,365,999
TOTAL REVENUE	600,801,980		562,651,835	20,068,004	76,365,999	1,670,454,561	349,549,589	378,560,896	299,600,277	3,958,053,141

Notes:

¹ Provisional unaudited figures.

² Includes both other resources 'regular' and other resources 'emergency'.

³ Includes revenue from sales of cards and other UNICEF products and country office private sector fundraising.

⁴ Includes interest revenue, foreign exchange gains and losses, and other revenue.

PHOTO CREDITS AND CAPTIONS

Front cover

© UNICEF/NYHQ/2011-1588/Bell

In Almaty, Kazakhstan, kindergarten students listen attentively during a discussion on emergencies. Their school was one of the first in the country to implement a UNICEF-supported disaster risk reduction programme.

Foreword

© UNICEF/NYHQ2012-0013/Mawa

In Dhaka, UNICEF Executive Director Anthony Lake (centre) sits amid a large group of children at a drop-in centre for vulnerable girls. During his visit, Mr. Lake drew attention to the challenges faced by children in Bangladesh and promoted an equity focus to UNICEF-supported programming.

Page iv

© UNICEF/NYHQ2012-0197/Pirozzi

Syrian refugee children attend an art class in the government-run, UNICEF-supported Ramtha facility in Jordan. In 2012, UNICEF helped provide refugee children from the Syrian Arab Republic with immunizations, child-friendly spaces, psychosocial support and an uninterrupted education.

Page 2

© UNICEF/NYHQ2012-0243/Asselin

In Burkina Faso, an undernourished seven-month-old baby is fed ready-to-use therapeutic food. The country is one of nine in the Sahel region that experienced a major food and nutrition crisis in 2012.

Page 3

© UNICEF/BANA2012-01971/Kiron

In Dhaka, Bangladesh, a bamboo pole links two slums on either side of a canal. Both areas have significant differences in living standards: one is inhabited by displaced migrants and householders; the other, by relatively better-off garment workers and their families.

Page 10

© UNICEF/INDA2012-00361/Vishwanathan

A two-day-old child sleeps in the maternity ward of a hospital in Udaipur, India, while the mother looks on.

Page 14

© UNICEF/NYHQ2012-0218/Romenzi

Children shelter in the doorway of a house, amid gunfire and shelling in a city affected by the conflict in the Syrian Arab Republic.

Page 18

© UNICEF/NYHQ2012-1822/Bindra

In western Mali, women queue to await their children's turn to be screened for malnutrition and malaria. A national NGO, part of a UNICEF-supported alliance working to improve the health of women and children in the Sahel, provides twice-monthly screenings in the village.

Page 22

© UNICEF/NYHQ2012-0902/Dormino

Young people in Port-au-Prince, Haiti, use mobile phones equipped with a UNICEF digital mapping platform to identify areas of the community where adolescents are at high risk of contracting HIV.

Page 29

© UNICEF/UGDA2012-00147/Nakibuuka

Two boys from the Ntinda School for the Deaf in Kampala, Uganda, pose for a photograph. In 2012, UNICEF worked in 40 countries on initiatives to promote the rights of children with disabilities.

Page 30

© UNICEF/NYHQ2012-1742/Sokol

A team of measles and rubella vaccinators in Mongolia returns from vaccinating children living in a nomadic herder community. The journey – amid approaching winter – required travel by automobile, hand-drawn ferry, reindeer and foot.



Too many children continue to struggle, clinging to the lowest rungs of the development ladder.... In 2012, we set out to reach more of them by...streamlining our operations and harnessing innovations in order to deliver greater, more cost-effective results.

Our goal is to reach every child, everywhere, no matter how distant or remote, no matter what barriers stand in the way.

– Anthony Lake
UNICEF Executive Director

Published by UNICEF
Division of Communication
3 United Nations Plaza
New York, NY 10017, USA

pubdoc@unicef.org
www.unicef.org

ISBN: 978-92-806-4693-1

© United Nations Children's Fund (UNICEF)
June 2013



To access the online version, scan this
QR code or go to
www.unicef.org/publications